



Pratico

System for folding doors
Sistema per porte pieghevoli



Pratico

PATENTED

The new folding-door system **Pratico** profits from half-finished door posts and standard doors, with a few changes only.

Il nuovo sistema per porte pieghevoli **Pratico** ha il vantaggio di usufruire dei semilavorati degli stipiti e delle porte standard realizzando semplici modifiche.



Pratico patented system is the ideal solution to convert already produced swing doors in folding doors.

The system is **extremely functional**, given that it **won't be necessary to modify already made outer jambs**.

Pratico is always combinable with invisible hinges, handles and locks dedicated to standard swing doors.

Pratico è il sistema brevettato ideale per la conversione di porte battenti in porte pieghevoli.

Il sistema è **estremamente funzionale**, poichè **non è necessario modificare gli stipiti esistenti**.

Pratico si può utilizzare con cerniere a scomparsa, maniglie e serrature per porte battenti.



Pratico

COMPLETE BOX KIT / KIT COMPLETO IN SCATOLA

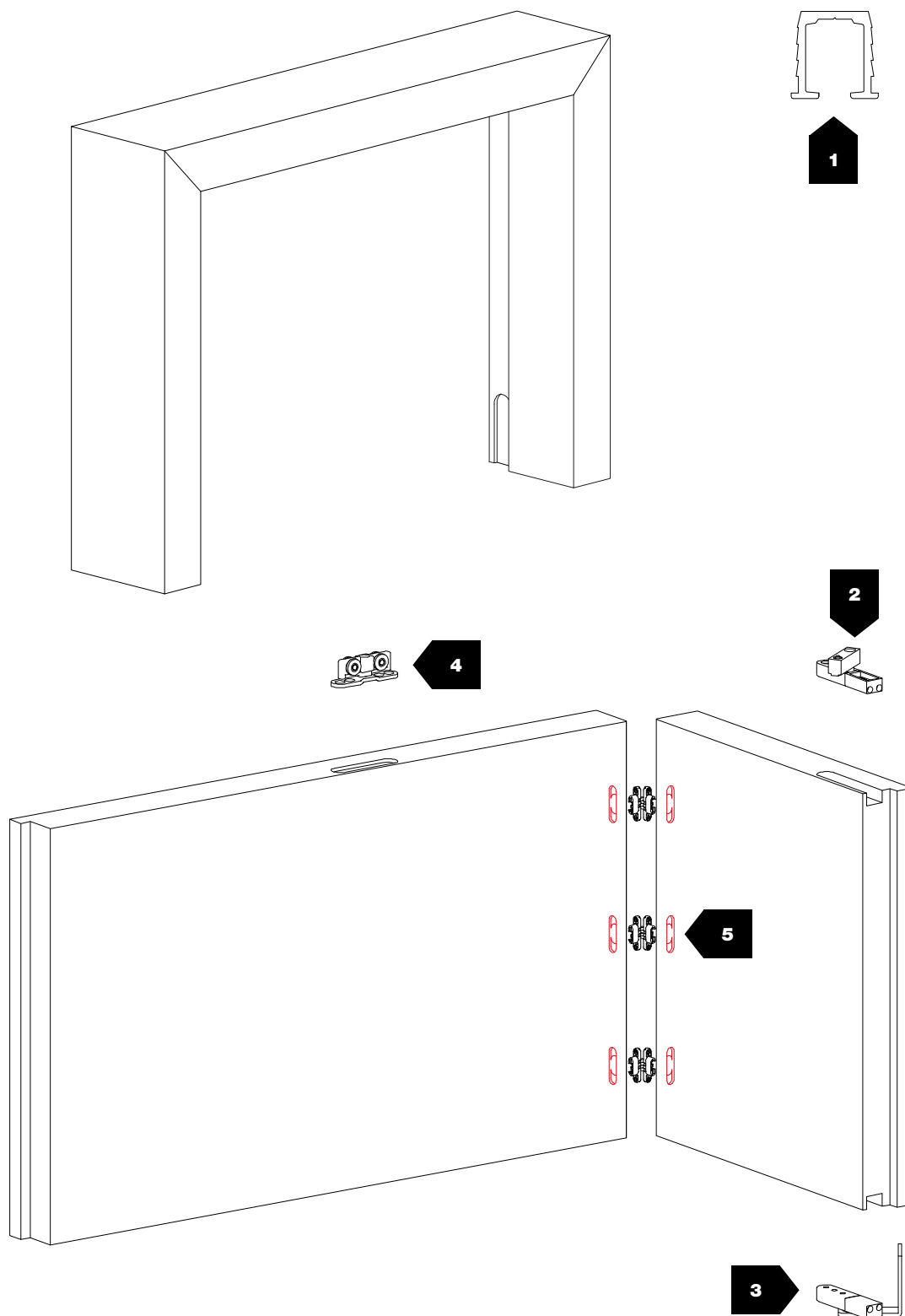
K	Complete kit for N°1 folding door / Kit completo per N°1 porta a libro				
		.			
		0201			
			.		
			1	Without hinges Senza cerniere	
			2	With N°3 invisible hinges - ART. 1751 Con N°3 cerniere invisibili - ART. 1751	
			3	With N°3 invisible hinges - ART. 1753 Con N°3 cerniere invisibili - ART. 1753	
			4	With N°3 invisible hinges - ART. 1755 Con N°3 cerniere invisibili - ART. 1755	
			5	With N°3 invisible hinges - ART. 1757 Con N°3 cerniere invisibili - ART. 1757	

EXAMPLE / ESEMPIO

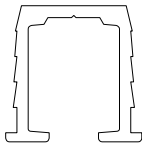
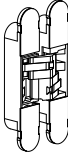
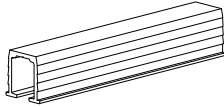
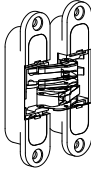
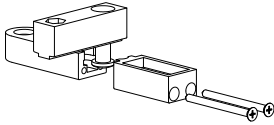
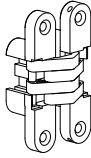
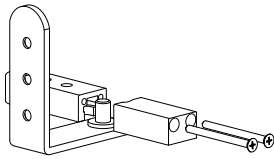
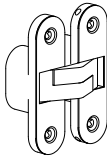
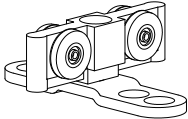


K	.	0201	.	1
Complete kit Kit completo		40 kg		Without hinges Senza cerniere

Tracks / Binari		ALUMINUM FINISHES CODES / CODICI FINITURE ALLUMINIO			
CODE / CODICE		FINISH COLOR / COLORE FINITURA			
8 01	0.0	01 A	Anodized Silver / Argento		STANDARD



Max 40 kg

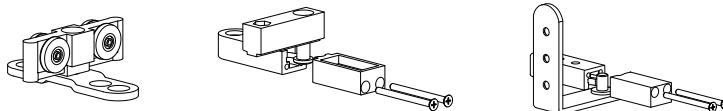
N°			kg		N°			kg	
1	1990 8 01 0.01990		40		5	1751/N		40	
	1990/100/A S.1990/100/A		40			1753/N		40	
2	1993		40			1755/N		40	
3	1994		40			1757/PI		40	
4	1992		40						



Max 40 kg



No hinges
Senza cerniere




OLD CODE	NEW CODE	
1992/1993	K.0201.1	5x



Max 40 kg



N°3 Hinges **1751/N**
N° 3 Cerniere **1751/N**



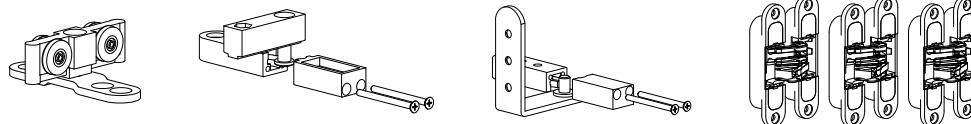
OLD CODE	NEW CODE	
1992/1751/N	K.0201.2	5x



Max 40 kg



N°3 Hinges **1753/N**
N° 3 Cerniere **1753/N**



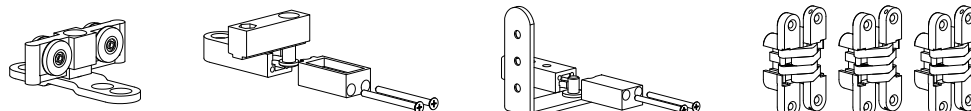
OLD CODE	NEW CODE	
1992/1753/N	K.0201.3	5x



Max 40 kg



N°3 Hinges **1755/N**
N° 3 Cerniere **1755/N**



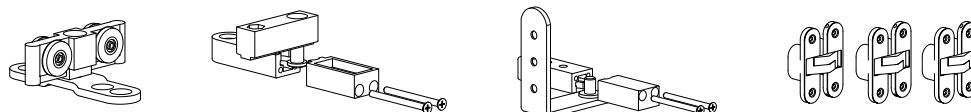
OLD CODE	NEW CODE	
1992/1755/N	K.0201.4	5x



Max 40 kg

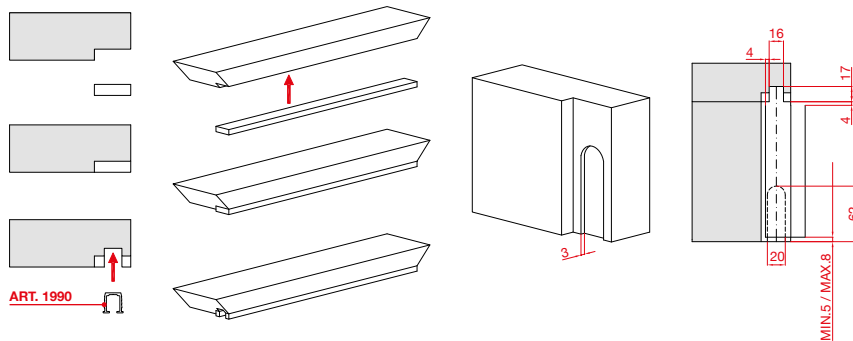


N°3 Hinges **1757/PI**
N° 3 Cerniere **1757/PI**



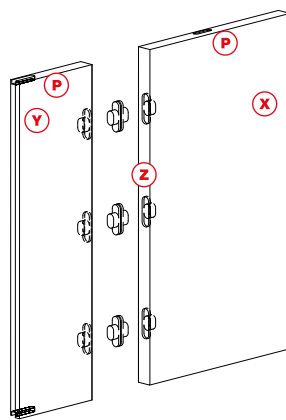
OLD CODE	NEW CODE	
1992/1757/PI	K.0201.5	5x

ASSEMBLY DESCRIPTION / DESCRIZIONE MONTAGGIO



Carry out the specified processing

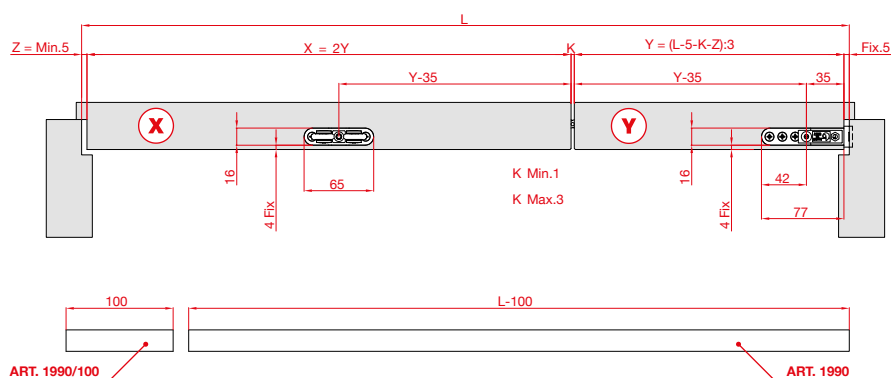
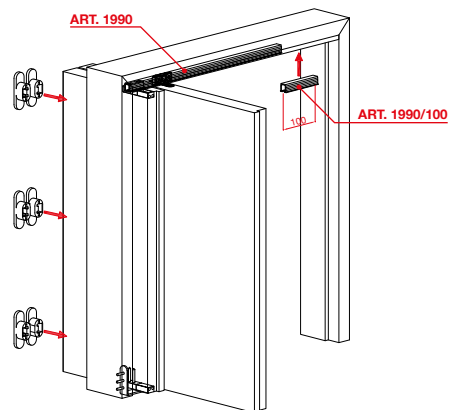
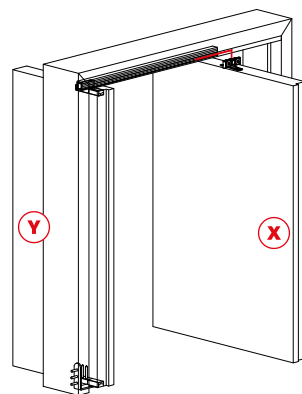
Eseguire le lavorazioni indicate



As to make a folding door, it is possible to cut an hinged door, fitting the solid blocs in the “**Z**” parts, then bordered and cut to fit the hinges, in the “**P**” point, cut the upper door closing

Per realizzare la porta pieghevole è possibile tagliare la porta battente, inserendo poi nelle parti “**Z**” i masselli, successivamente bordati e fresati per l’inserimento delle cerniere, nel punto “**P**” fresare la battuta superiore

ASSEMBLY DESCRIPTION / DESCRIZIONE MONTAGGIO



Use disappearing hinges.
It is possible to fit any handle.

Utilizzare cerniere a scomparsa.
È possibile inserire qualsiasi tipo di maniglia.



Terno Scorrevoli S.p.A.

Via Ravenna, 4 - 20814 Varedo (MB) ITALY
Phone +39 0362 543001 - Fax +39 0362 582290

terno@ternoscorrevoli.com
www.ternoscorrevoli.com