



nr 8840
tor górny uniwersalny
universal upper rail



nr 8302
prowadnik TWIN
symetryczny łożyskowy
TWIN guide symetrical
with ball bearings



nr 84400
ramiak górny TWIN
upper profile TWIN



nr 84300
profil łączący TWIN
connecting profile TWIN



nr 84000 TWIN
rączka
grip profile



nr 84500
ramiak dolny TWIN
lower profile TWIN



nr 8201
okucie GAMA
hardware GAMA



nr 8930
tor dolny GAMA II
lower track



nr 8203
klips do mocowania torów GAMA
fastening clip to GAMA tracks



KOLORY | COLORS

DOSTĘPNE KOLORY AVAILABLE COLORS



naturalny natural
nr 000 (0)



szampański champagne
nr 000 (4)

RĄCZKA | GRIP PROFILES

WIĄZKA | BUNDLE



10 szt / pcs



ŁOŻYSKO KULKOWE
BALL BEARING



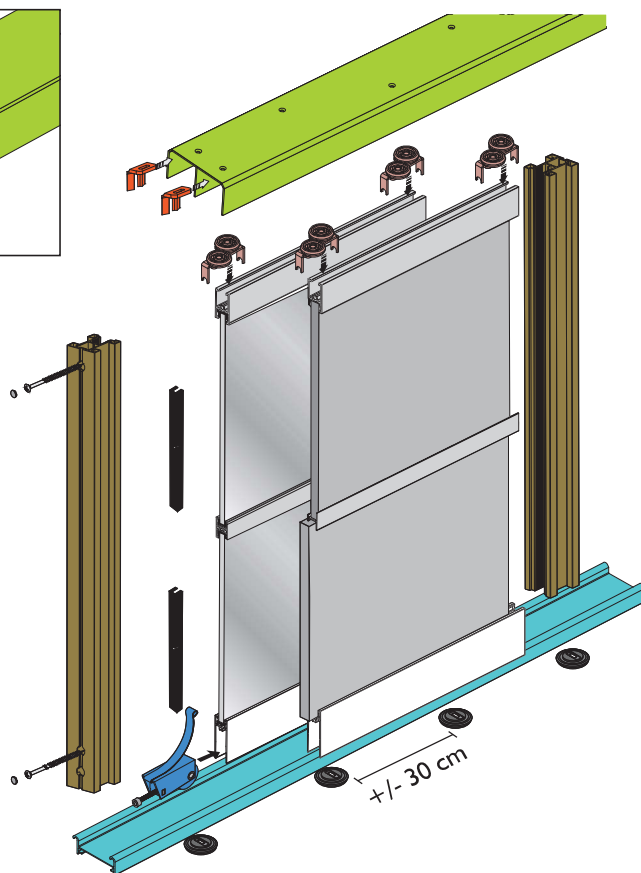
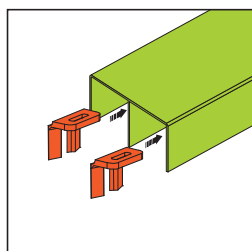
40kg

szkło | GLASS

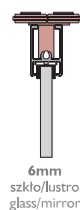
4, 6mm

PLYTA | BOARD

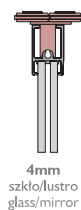
8, 10mm



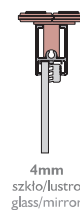
4mm
szkło/lustro
glass/mirror



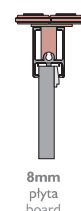
6mm
szkło/lustro
glass/mirror



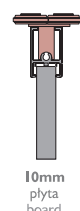
4mm
szkło/lustro
glass/mirror



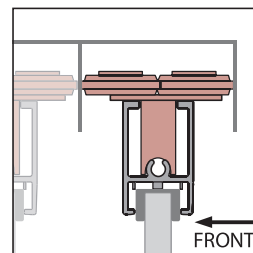
4mm
szkło/lustro
glass/mirror



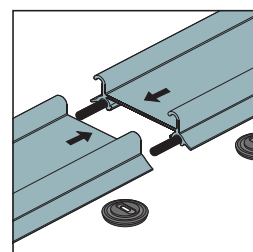
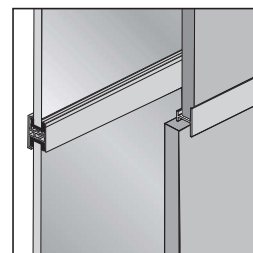
8mm
plyta
board



10mm
plyta
board

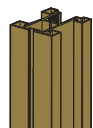


FRONT



Szczegółowa instrukcja montażu
Detailed assembly manual
www.laguna.pl

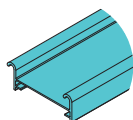
SZYNY I PROFILE RAILS AND PROFILES



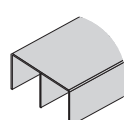
nr 84000
TWIN
rączka
grip profile




nr 8840
tor górny uniwersalny
upper track



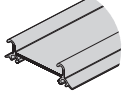
nr 8930
tor dolny GAMA 2
lower track



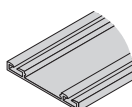
nr 8940
tor górny SOLID
upper track



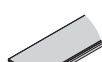
nr 8560
tor dolny RAMA 3
lower track



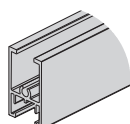
nr 82090
tor dolny GAMA
lower track



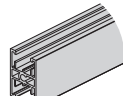
nr 8850
tor dolny RAMA
lower track



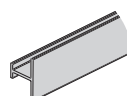
nr 8880
maskownica toru
RAMA
track cover



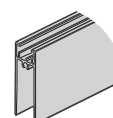
nr 84400
ramiak górny TWIN
upper profile



nr 84300
profil łączący TWIN
connecting profile

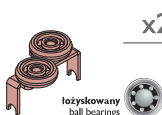


nr 82800
łączący H-10
connecting profile



nr 84500
ramiak dolny TWIN
lower profile

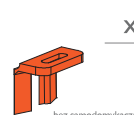
KOMPLET NA 1 SKRZYDŁO DOOR LEAF SET



x2
nr 8302
prowadnik TWIN
symetryczny łożyskowy
TWIN guide symmetrical
with ball bearings



x2
nr 8201
okucie GAMA
hardware GAMA



x1
nr 880700
pozycjoner
stopper



x4
nr 8212
zaślepka
hole plug



x18
zestaw wkrętów
screws kit


ELEMENTY DOBIERANE INDYWIDUALNIE INDIVIDUALLY SELECTED ELEMENTS



nr 8303
prowadnik TWIN
symetryczny nielożyskowy
TWIN guide symmetrical
without ball bearings



nr 8301
okucie GAMA RAM
hardware GAMA RAM



nr 8203
klips do torów GAMA
clip to GAMA track



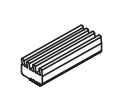
x2
nr 8206
łącznik do toru GAMA
GAMA track's connector



U-10 4 mm nr 8225
uszczelka / seal



nr 8202
klin na płytę 8 mm
wedge to board 8 mm



nr 8213
klin do szkła 4 mm GAMA
wedge for glass 4 mm GAMA



nr 0090
szczotka odbojowa
anti-impact brush

SAMODOMYKACZ SOFTCLOSER



x1
nr 1681
samodomykacz 40 kg
softcloser 40 kg
mocowanie boczne
side fastening