



Vetro Fisso

Systems for fixed glass panels
Sistemi per vetri fissi



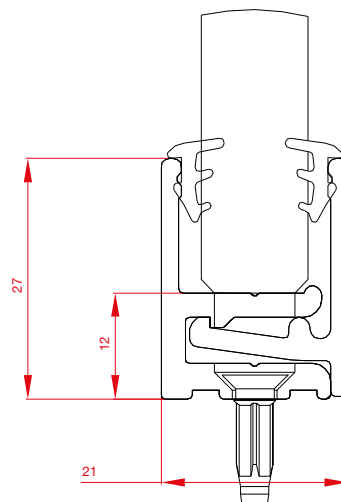
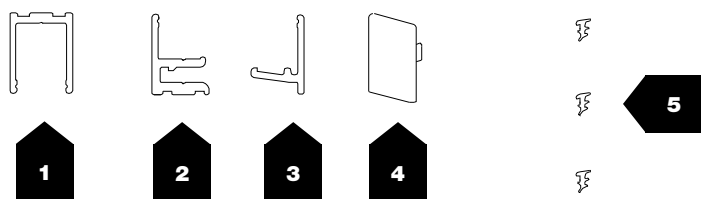
Vetro Fisso

Profiles and accessories for fixed glass panels walls and compartments.

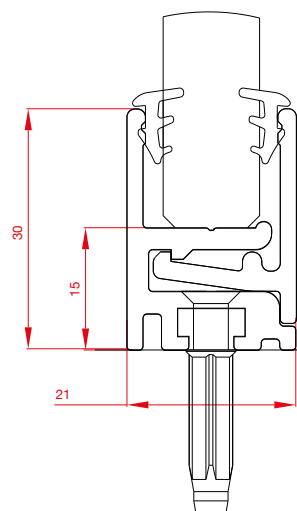
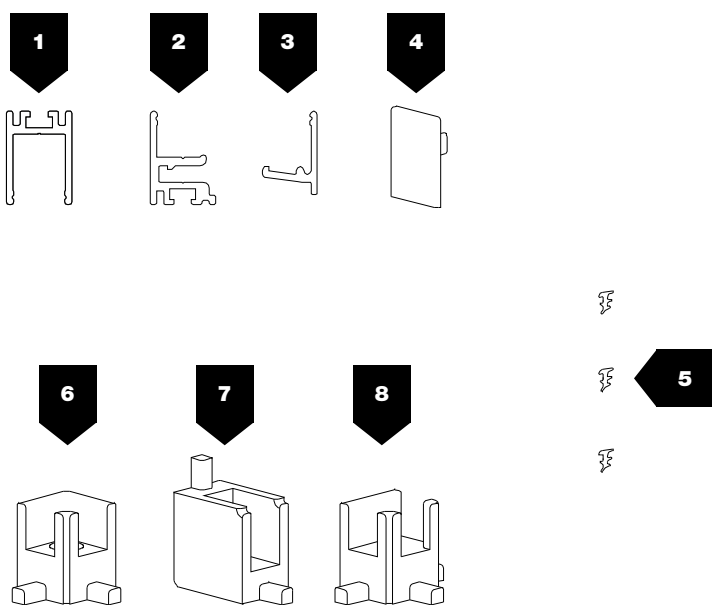
Profili e accessori per la realizzazione di vetrate e vani fissi.



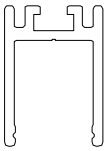

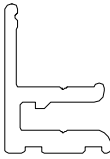

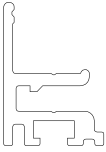
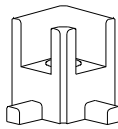
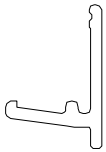
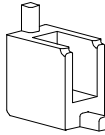
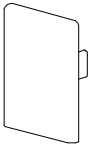
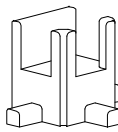
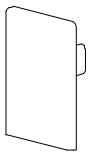


PROFILE HEIGHT 27 mm / ALTEZZA PROFILO 27 mm



PROFILE HEIGHT 30 mm / ALTEZZA PROFILO 30 mm



N°			kg		N°			kg	
1	1772 8 01 0.01772		—	Profile height Altezza profilo 27 mm	5	328 8 21 0.00328		—	Glass thk. Vetri sp. 8-8,7 mm (5/16")
	1773 8 01 0.01773		—	Profile height Altezza profilo 30 mm		326 8 21 0.00326		—	Glass thk. Vetri sp. 10-10,7 mm (3/8")
2	1774 8 01 2.01774		—	Profile height Altezza profilo 27 mm		324 8 21 0.00324		—	Glass thk. Vetri sp. 12-12,7 mm (1/2")
	1775 8 01 2.01775		—	Profile height Altezza profilo 30 mm	6	1777 S.1777/A		—	Profile height Altezza profilo 30 mm
3	1776 8 01 0.01776		—			1779 S.1779/A		—	Profile height Altezza profilo 30 mm
4	1784/A/2 C.1784/A/2		—	Profile height Altezza profilo 27 mm	8	1778 S.1778/A		—	Profile height Altezza profilo 30 mm
	1794/A/2 C.1794/A/2		—	Profile height Altezza profilo 30 mm					

Tracks / Binari		ALUMINUM FINISHES CODES / CODICI FINITURE ALLUMINIO		
CODE / CODICE		FINISH COLOR / COLORE FINITURA		
8 01 0.0		01 A	Anodized Silver / Argento	STANDARD
Tracks / Binari		PLASTIC FINISHES CODES / CODICI FINITURE PLASTICA		
CODE / CODICE		FINISH COLOR / COLORE FINITURA		
8 20 0.0		20	Rigid Transparent / Trasparente Rigido	STANDARD
8 21 0.0		21	Soft Transparent / Trasparente Morbido	

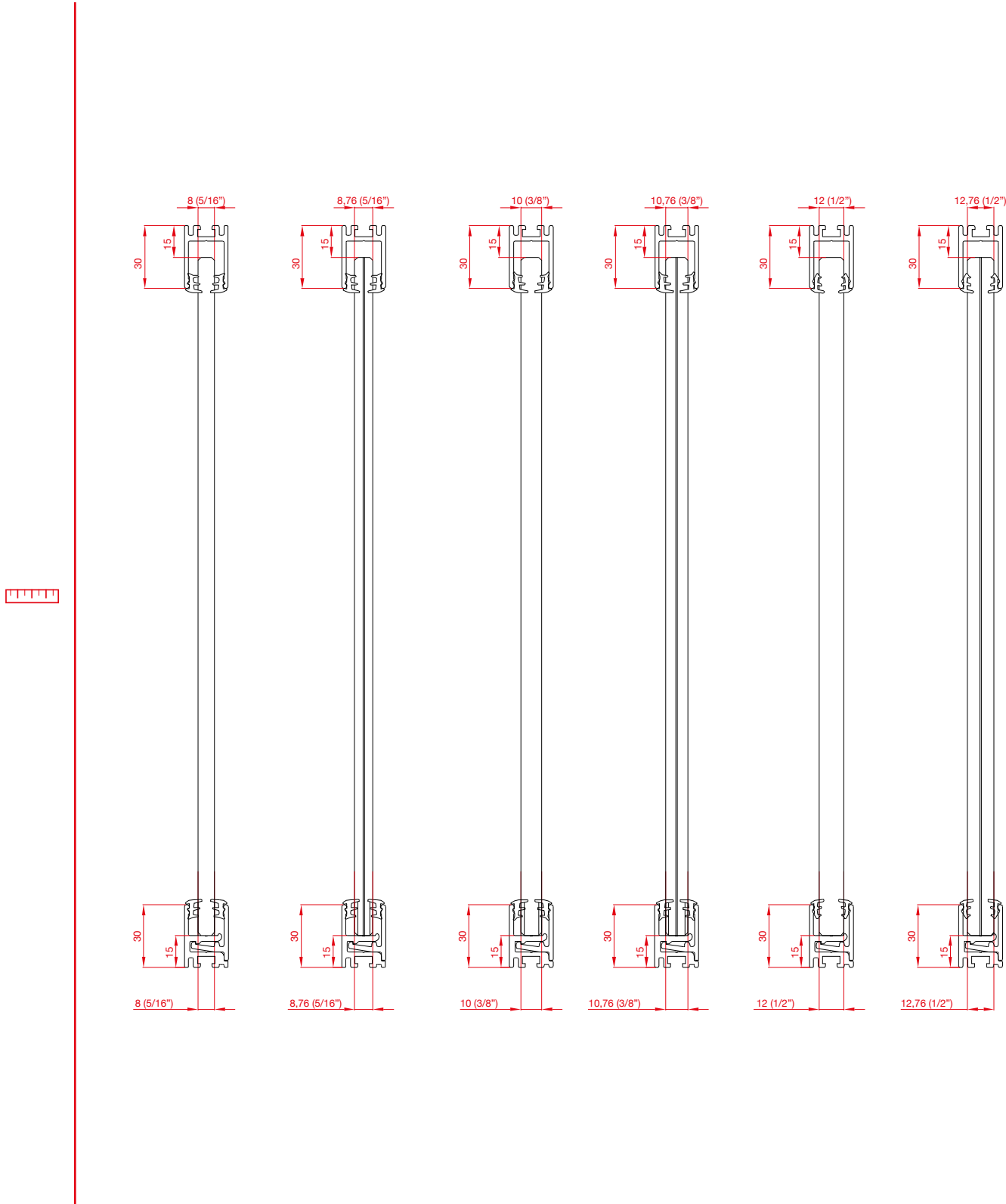
Technical drawing of a 12x27mm extruded aluminum profile, showing six different cross-sections (A through F) with their respective dimensions in millimeters (mm) and inches (").

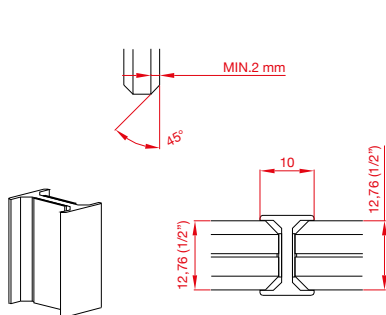
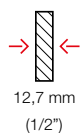
Dimensions (mm / inches):

- Section A:** 27 / 12, 8 (5/16")
- Section B:** 27 / 12, 8,76 (5/16")
- Section C:** 27 / 12, 10 (3/8")
- Section D:** 27 / 12, 10,76 (3/8")
- Section E:** 27 / 12, 12 (1/2")
- Section F:** 27 / 12, 12,76 (1/2")

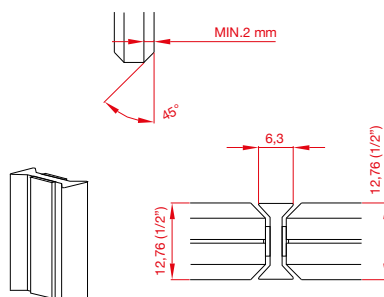
The drawing includes a scale bar at the top left, indicating dimensions in millimeters (mm) and inches (").

MEASUREMENTS DESCRIPTION - PROFILE HEIGHT 30 mm / DESCRIZIONI MISURE - ALTEZZA PROFILO 30 mm

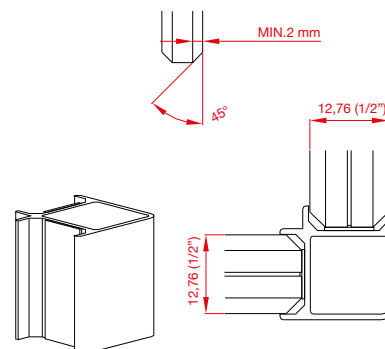




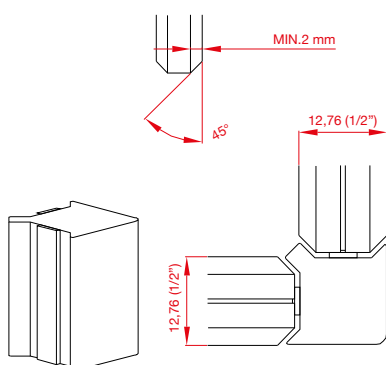
ART. 1741
8 20 0.01741



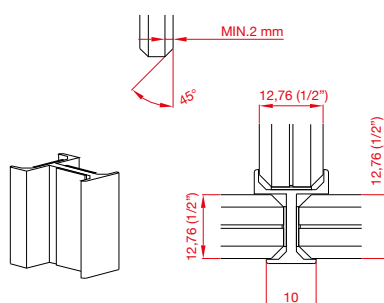
ART. 1781
8 20 0.01781



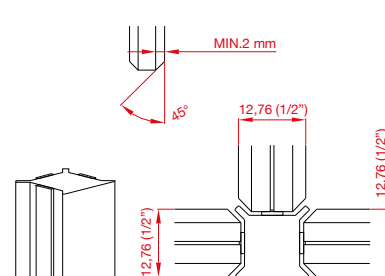
ART. 1745
8 20 0.01745



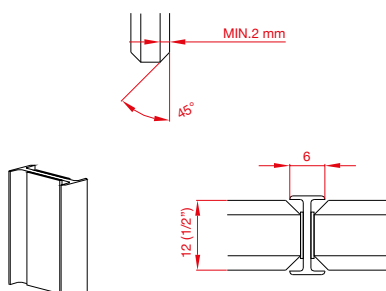
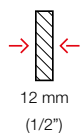
ART. 1785
8 20 0.01785



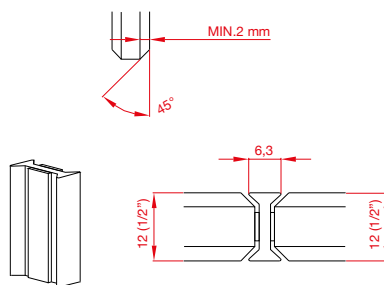
ART. 1743
8 20 0.01743



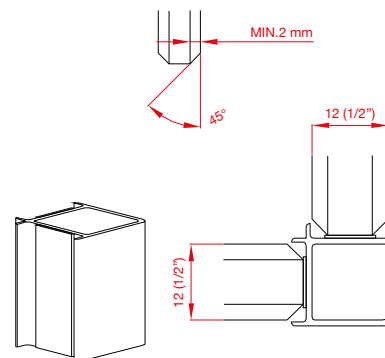
ART. 1783
8 20 0.01783



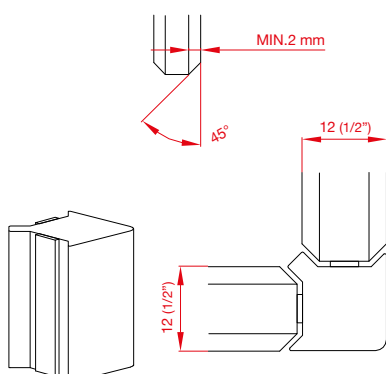
ART. 1747
8 20 0.01747



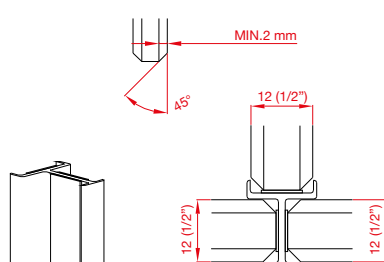
ART. 1787
8 20 0.01787



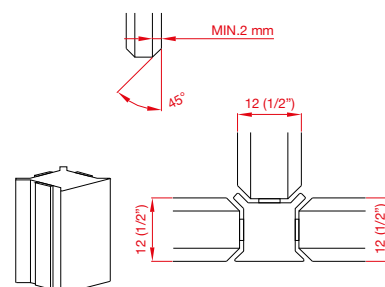
ART. 1749
8 20 0.01749



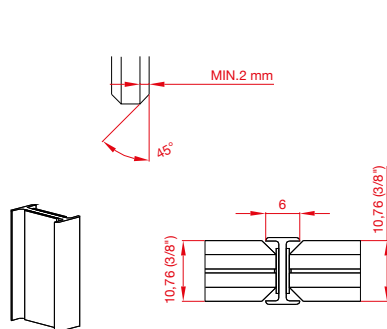
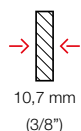
ART. 1789
8 20 0.01789



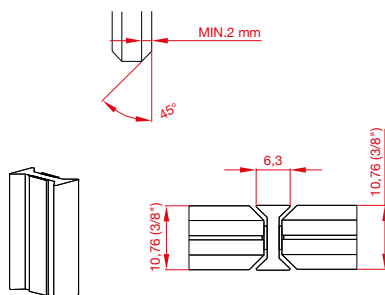
ART. 1748
8 20 0.01748



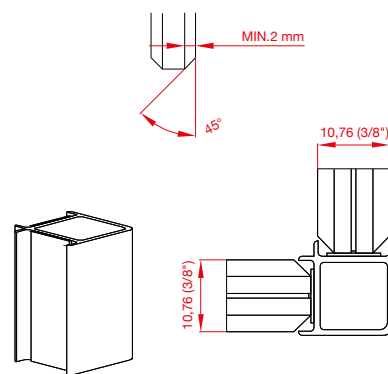
ART. 1788
8 20 0.01788



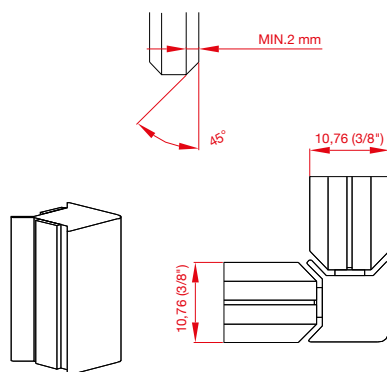
ART. 1761
8 20 0.01761



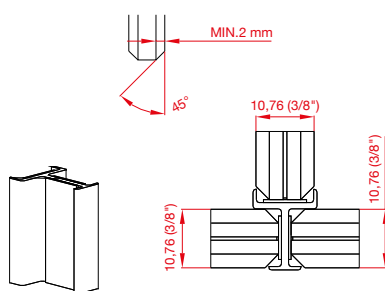
ART. 1791
8 20 0.01791



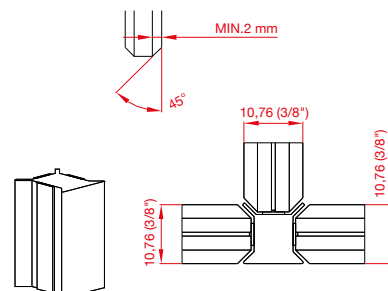
ART. 1765
8 20 0.01765



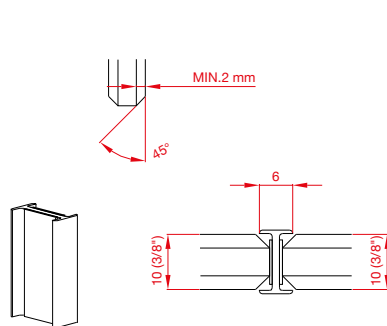
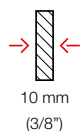
ART. 1795
8 20 0.01795



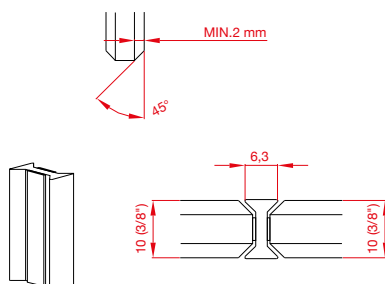
ART. 1763
8 20 0.01763



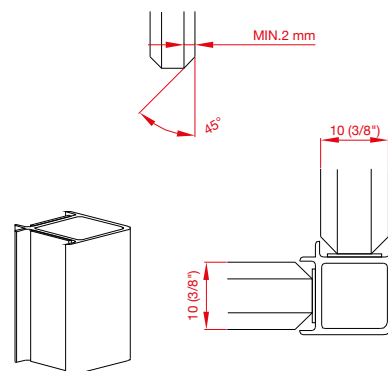
ART. 1793
8 20 0.01793



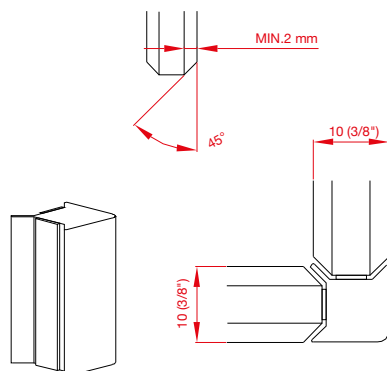
ART. 1767
8 20 0.01767



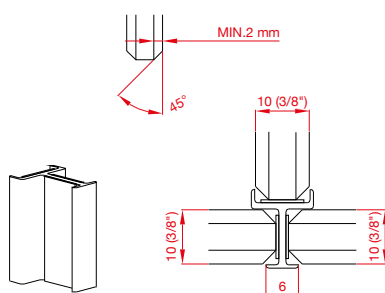
ART. 1797
8 20 0.01797



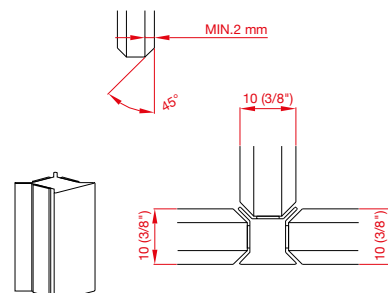
ART. 1769
8 20 0.01769



ART. 1799
8 20 0.01799

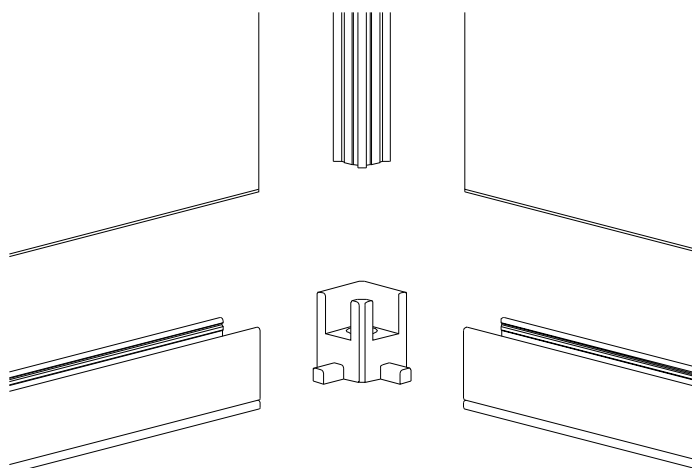


ART. 1768
8 20 0.01768

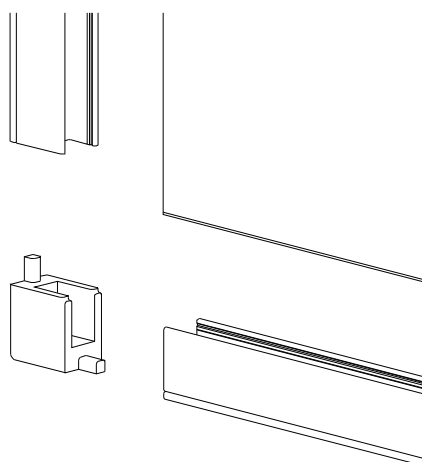
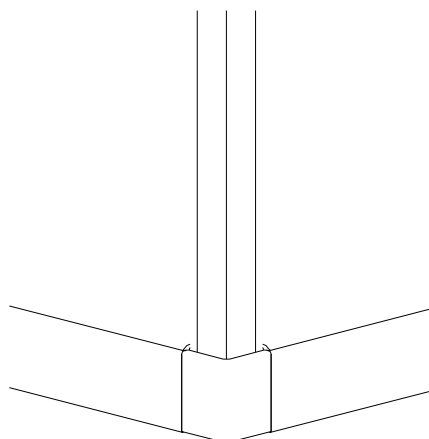


ART. 1798
8 20 0.01798

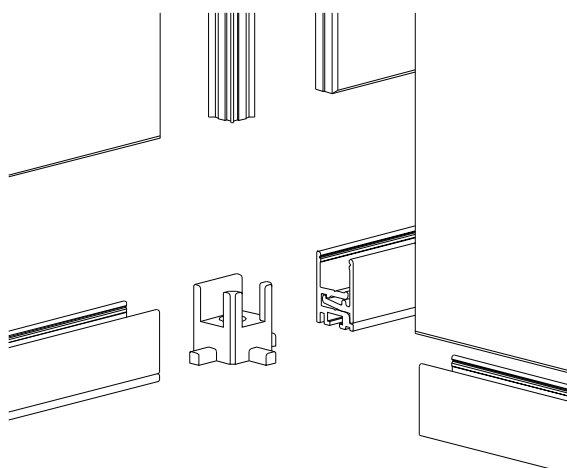
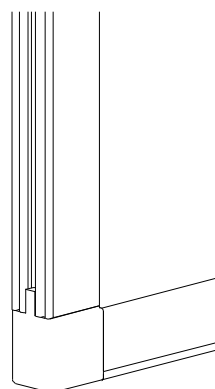
JOINTS ASSEMBLING / MONTAGGIO GIUNZIONI



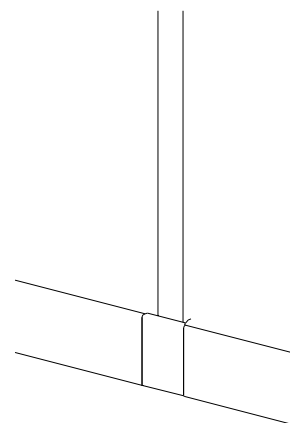
ART. 1777



ART. 1779



ART. 1778





Terno Scorrevoli S.p.A.

Via Ravenna, 4 - 20814 Varedo (MB) ITALY
Phone +39 0362 543001 - Fax +39 0362 582290

terno@ternoscorrevoli.com
www.ternoscorrevoli.com