



Base

Adjustable sliding system of wardrobe doors
Scorrevoli regolabili per armadi con ante sovrapposte

www.ternoscorrevoli.com/base



Base

Adjustable sliding system for wardrobe doors with veneered panels, equipped with damped air stops or traditional clamp closing.

Sistema di scorrevoli regolabili per armadi con ante sovrapposte, dotato di fermi ammortizzati ad aria o fermi tradizionali a pinza.





Cost-effective, versatile and easy to install.

Base definitely represents **the most cost-effective solution** in the range of adjustable sliding systems designed for wardrobes with external overlapped doors.

Base system, indeed, is an **extremely easy to install system and very versatile**, given that allows the use of soft-closing or standard stoppers up to 60 kg maximum load capacity.

Lastly, a remarkable feature of **Base** system is the price: **cost-effective** and especially suitable to specialized wholesale distribution.












Economico, di facile installazione e versatile

Base rappresenta in assoluto la **soluzione più vantaggiosa** tra i diversi sistemi di scorrevoli regolabili per armadi con anta sovrapposta.

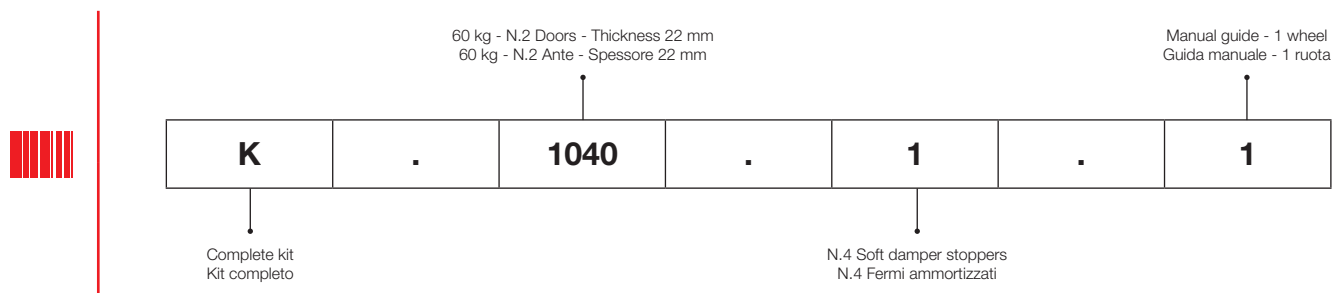
Base, infatti, è un sistema estremamente **semplice da installare e molto versatile**: permette l'utilizzo sia di fermi a pinza tradizionali sia di fermi ammortizzati, per portate fino a 60 kg.

Infine, una caratteristica importante del sistema **Base** è il prezzo: **particolarmente economico** e adatto alla Grande Distribuzione Specializzata.



Base		COMPLETE BOX KIT / KIT COMPLETO IN SCATOLA					
K		Complete kit / Kit completo					
		1040		N.2 Doors - Thickness 22 mm N.2 Ante - Spessore 22 mm			
		1041		N.3 Doors - Thickness 22 mm N.3 Ante - Spessore 22 mm			
		1042		N.2 Doors - Thickness 28 mm N.2 Ante - Spessore 28 mm			
		1043		N.3 Doors - Thickness 28 mm N.3 Ante - Spessore 28 mm			
		1044		N.2 Doors - Thickness 30 mm N.2 Ante - Spessore 30 mm			
		1045		N.3 Doors - Thickness 30 mm N.3 Ante - Spessore 30 mm			
		1046		N.2 Doors - Thickness 33 mm N.2 Ante - Spessore 33 mm			
		1047		N.3 Doors - Thickness 33 mm N.3 Ante - Spessore 33 mm			
		1048		N.2 Doors - Thickness 40 mm N.2 Ante - Spessore 40 mm			
		1049		N.3 Doors - Thickness 40 mm N.3 Ante - Spessore 40 mm			
					1	N.4 Soft damper stoppers N.4 Fermi ammortizzati	
					2	N.6 Soft damper stoppers N.6 Fermi ammortizzati	
					3	N.4 Standard stoppers N.4 Fermi standard	
					4	N.6 Standard stoppers N.6 Fermi standard	
						1	Manual guide - 1 wheel Guida manuale - 1 ruota
						2	Manual guide - 2 wheels Guida manuale - 2 ruote
						3	Snap hook guide Guida a scatto

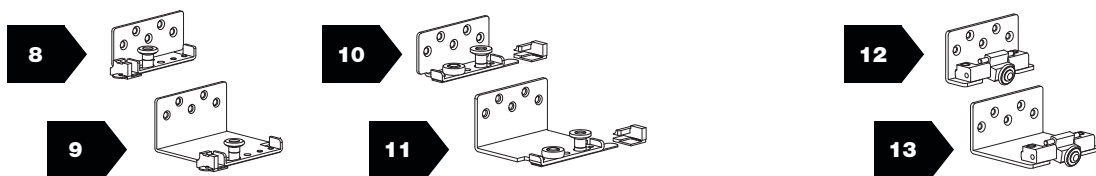
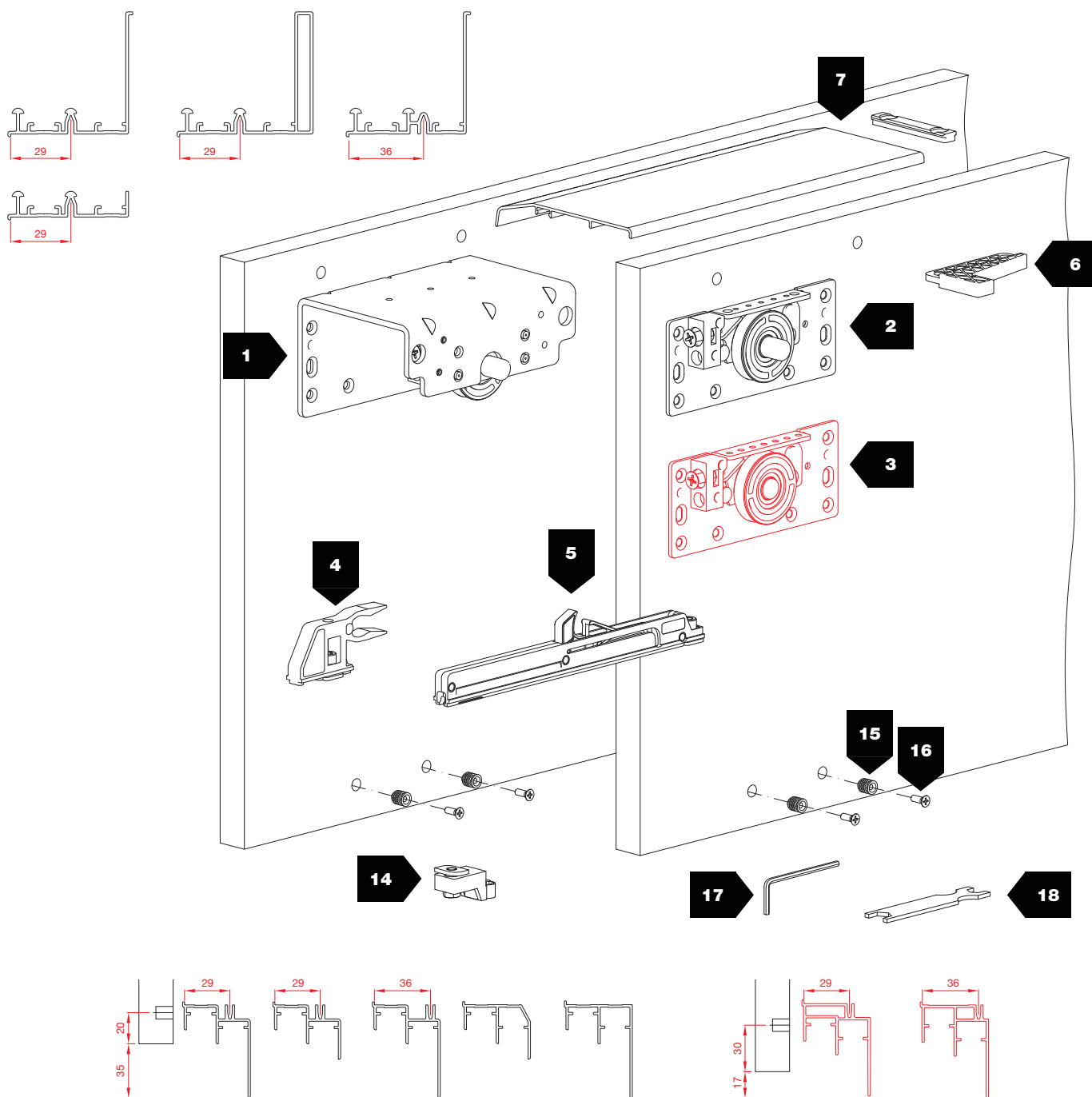
EXAMPLE / ESEMPIO



Tracks / Binari		ALUMINUM FINISHES CODES / CODICI FINITURE ALLUMINIO			
CODE / CODICE		FINISH COLOR / COLORE FINITURA			
8 00	0.0	00	G	Raw / Mill Finish / Neutro / Grezzo	STANDARD
8 01	0.0	01	A	Anodized Silver / Argento	

Base

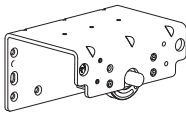
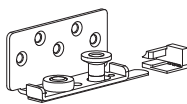
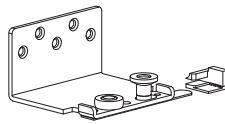
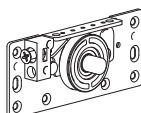
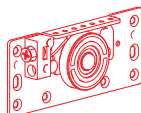
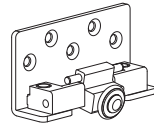

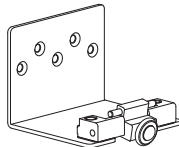
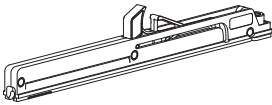

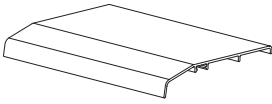
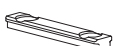
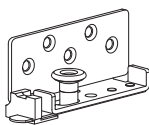

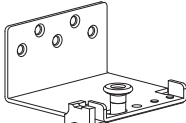




Adjustable sliding system of wardrobe doors
Scorrevoli regolabili per armadi con ante sovrapposte



22 ÷ 40 mm

60 kg

17 ÷ 35 mm

N°			kg	→←	N°			kg	→←	
1	2542		60	22 mm	10	582		60	22÷40 mm	
	2543		60	28 mm		11	587		60	22 mm
	2546		60	30 mm			586		60	28 mm
	2544		60	33 mm			499		60	30 mm
	2545		60	40 mm			581		60	33 mm
2	2541		60	22÷40 mm	597		60		40 mm	
3	2539		60	22÷40 mm	12	1902/N		60	22÷40 mm	
4	2549		60			13	1904/N		60	22 mm
5	2548		60				1906/N		60	28 mm
6	2534		—	OPTIONAL +			1903/N		60	30 mm
7	S.2532/300		—	OPTIONAL +			1908/N		60	33 mm
			—	OPTIONAL +	1905/N		60		40 mm	
8	512		60	22÷40 mm	14	519		—		
9	507		60	22 mm	15	529		—		
	506		60	28 mm	16	528		—		
	497		60	30 mm	17	538		—		
	511		60	33 mm	18	1025		—		
	501		60	40 mm						

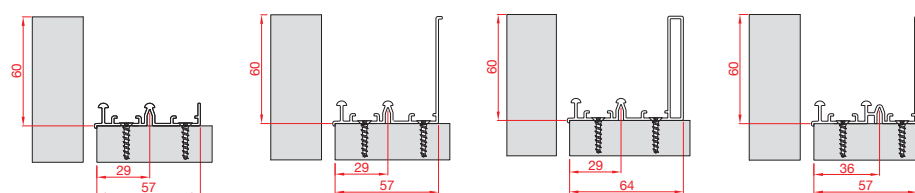
CLAMPING SYSTEM WITH PUNCHED TRACKS / SISTEMA DI FISSAGGIO CON BINARI FORATI



N.2 Doors
N.2 Ante



N.3 Doors
N.3 Ante

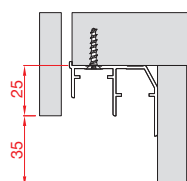


ART. 2530
8 00 0.02530
8 01 0.02530

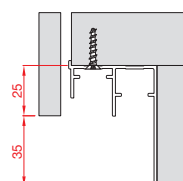
ART. 2540
8 00 0.02540
8 01 0.02540

ART. 2550
8 00 0.02550
8 01 0.02550

ART. 2536
8 00 0.02536
8 01 0.02536



ART. 540
8 00 0.00540
8 01 0.00540



ART. 550
8 00 0.00550
8 01 0.00550

CLAMPING SYSTEM WITH TRACKS FOR MODULAR FURNITURE SISTEMA DI FISSAGGIO BINARI PER MOBILI componibili



Modular top shelf system-N.2 Doors
Sistema per ripiano modulare-N.2 Ante



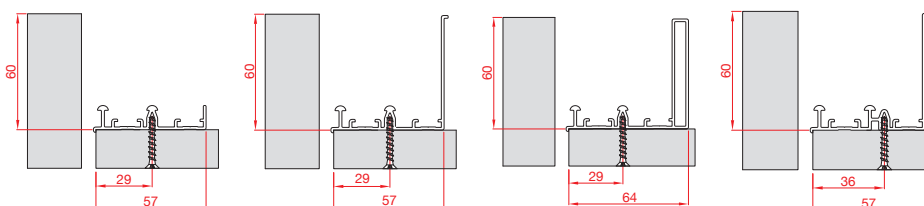
Modular top shelf system-N.3 Doors
Sistema per ripiano modulare-N.3 Ante



Full top shelf system
Sistema per ripiano intero



Full top shelf system
Sistema per ripiano intero

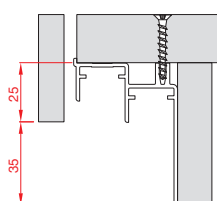


ART. 2530
8 00 0.02530
8 01 0.02530

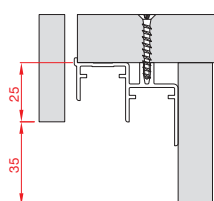
ART. 2540
8 00 0.02540
8 01 0.02540

ART. 2550
8 00 0.02550
8 01 0.02550

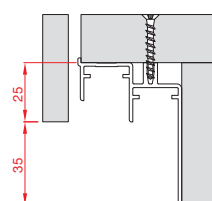
ART. 2536
8 00 0.02536
8 01 0.02536



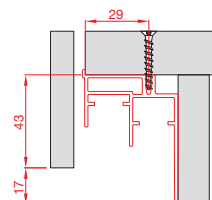
ART. 1936
8 00 0.01936
8 01 0.01936



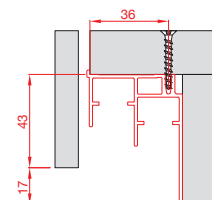
ART. 910
8 00 0.00910
8 01 0.00910



ART. 920
8 00 0.00920
8 01 0.00920

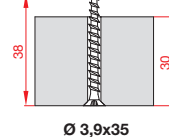
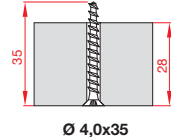
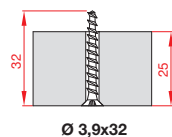
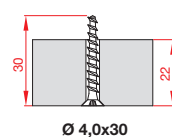
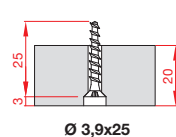
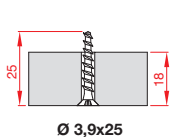


ART. 952
8 00 0.00952
8 01 0.00952

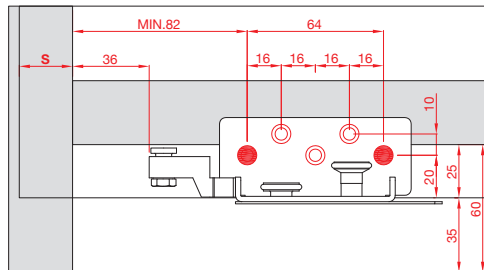
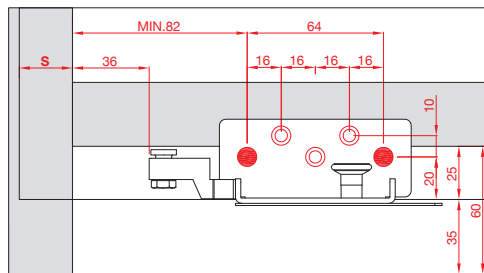
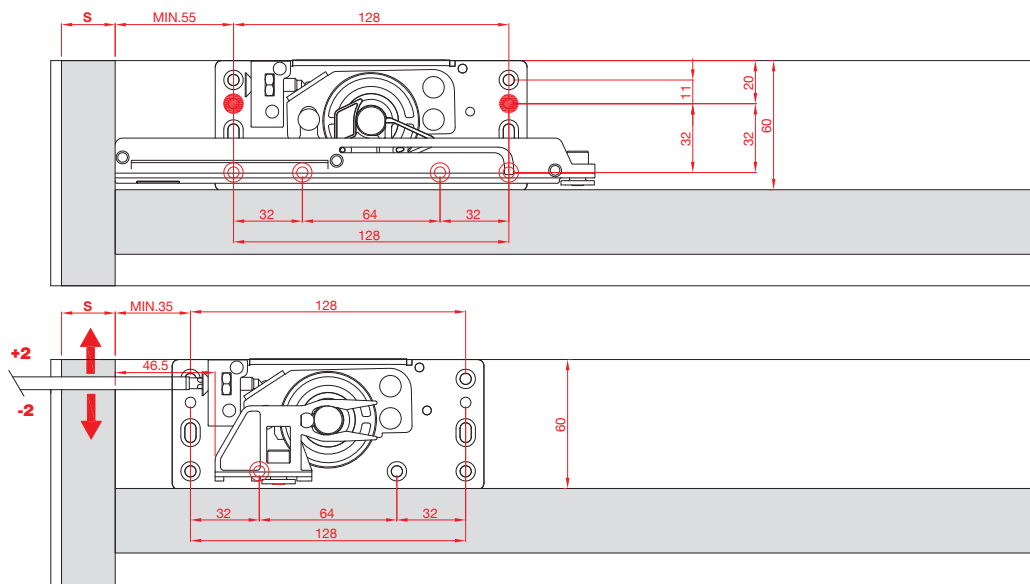


ART. 1952
8 00 0.01952
8 01 0.01952

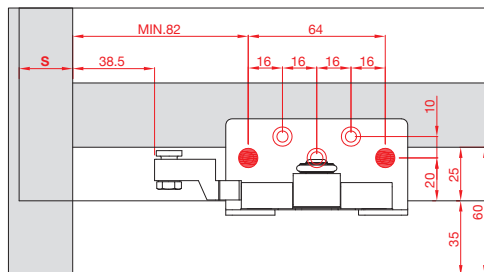
SCREW / VITE



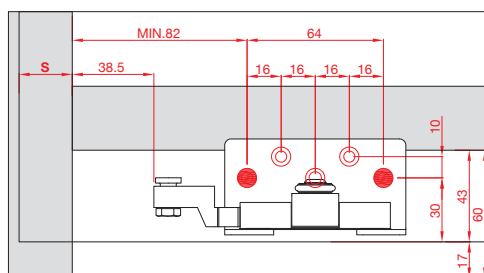
MEASUREMENTS DESCRIPTION / DESCRIZIONE MISURE



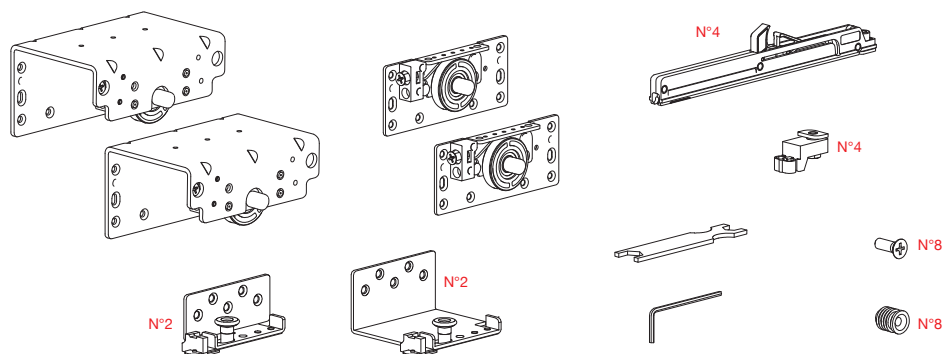
35 mm



17 mm

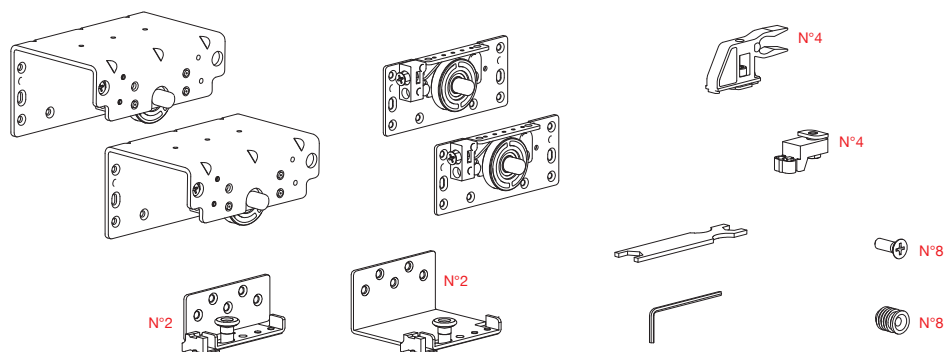


S = DOOR OVERLAP ON SIDE / S = SORMONTO ANTA SU FIANCO



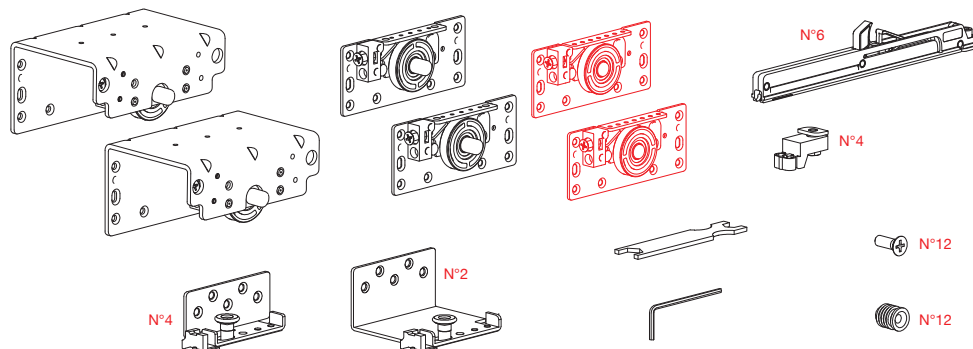
- N.2 Doors
N.2 Ante
- N.4 Soft closings
N.4 Fermi ammortizzati
- Manual guide - 1 wheel
Guida manuale - 1 ruota

OLD CODE	NEW CODE	→ ←	MAX	MIN	MIN
2542/507/2548/2	K.1040.1.1	A	22 mm	60 kg	3x
2543/506/2548/2	K.1042.1.1		28 mm		3x
2546/497/2548/2	K.1044.1.1		30 mm		3x
2544/511/2548/2	K.1046.1.1		33 mm		3x
2545/501/2548/2	K.1048.1.1		40 mm		3x



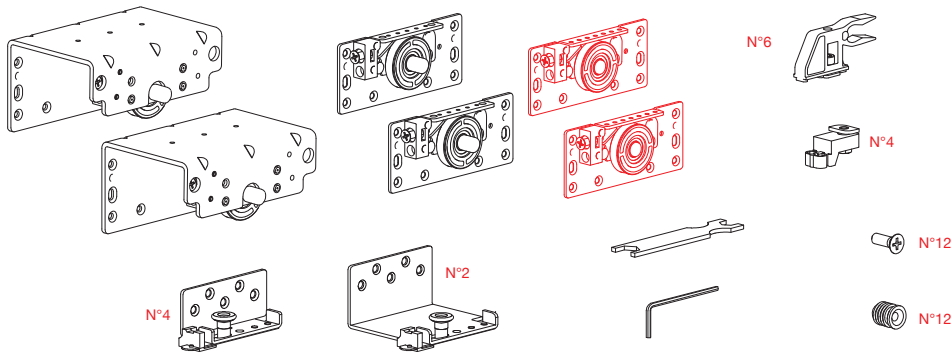
- N.2 Doors
N.2 Ante
- N.4 Standard stoppers
N.4 Fermi standard
- Manual guide - 1 wheel
Guida manuale - 1 ruota




OLD CODE	NEW CODE	→ ←	MAX	MIN	MIN
2542/507/2549/2	K.1040.3.1	A	22 mm	60 kg	3x
2543/506/2549/2	K.1042.3.1		28 mm		3x
2546/497/2549/2	K.1044.3.1		30 mm		3x
2544/511/2549/2	K.1046.3.1		33 mm		3x
2545/501/2549/2	K.1048.3.1		40 mm		3x



- N.3 Doors
N.3 Ante
- N.6 Soft closings
N.6 Fermi ammortizzati
- Manual guide - 1 wheel
Guida manuale - 1 ruota

OLD CODE	NEW CODE	→ ←	MAX	MIN	MIN
2542/507/2548/3	K.1041.2.1	A	22 mm	60 kg	3x
2543/506/2548/3	K.1043.2.1		28 mm		3x
2546/497/2548/3	K.1045.2.1		30 mm		3x
2544/511/2548/3	K.1047.2.1		33 mm		3x
2545/501/2548/3	K.1049.2.1		40 mm		3x



OLD CODE	NEW CODE		MAX		
2542/507/2549/3	K.1041.4.1	A	22 mm	60 kg	3x
2543/506/2549/3	K.1043.4.1		28 mm		3x
2546/497/2549/3	K.1045.4.1		30 mm		3x
2544/511/2549/3	K.1047.4.1		33 mm		3x
2545/501/2549/3	K.1049.4.1		40 mm		3x



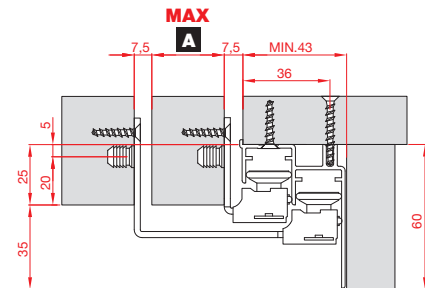
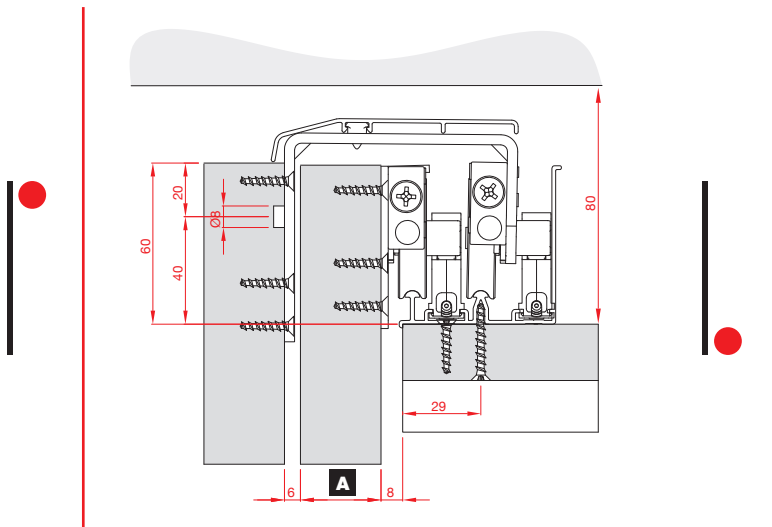
N.3 Doors
N.3 Ante



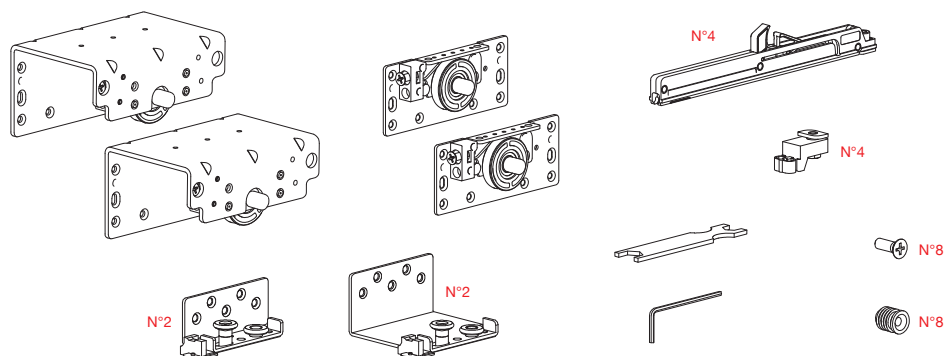
N.6 Standard stoppers
N.6 Fermi standard



Manual guide - 1 wheel
Guida manuale - 1 ruota

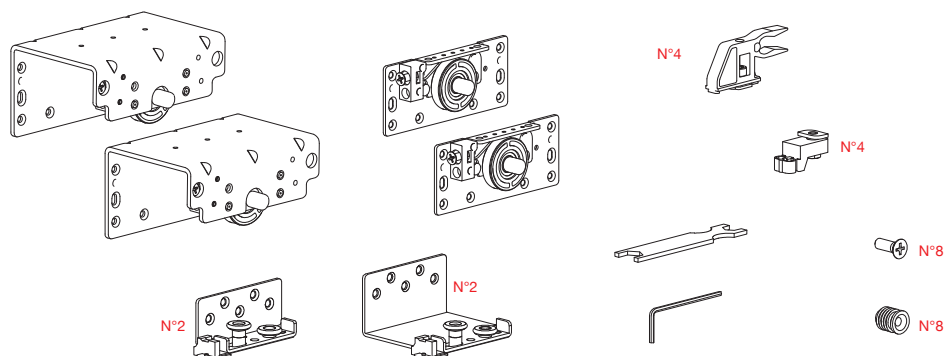


35 mm



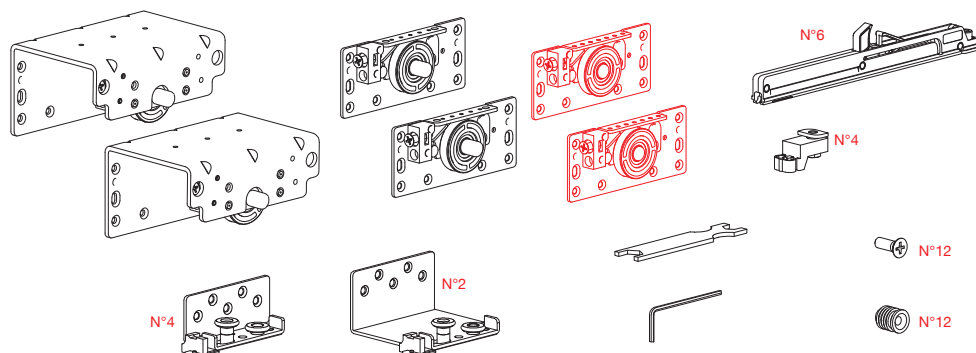
- N.2 Doors
N.2 Ante
- N.4 Soft closings
N.4 Fermi ammortizzati
- Manual guide - 2 wheels
Guida manuale - 2 ruote

OLD CODE	NEW CODE		MAX		
2542/587/2548/2	K.1040.1.2	A	22 mm	60 kg	3x
2543/586/2548/2	K.1042.1.2		28 mm		3x
2546/499/2548/2	K.1044.1.2		30 mm		3x
2544/581/2548/2	K.1046.1.2		33 mm		3x
2545/597/2548/2	K.1048.1.2		40 mm		3x



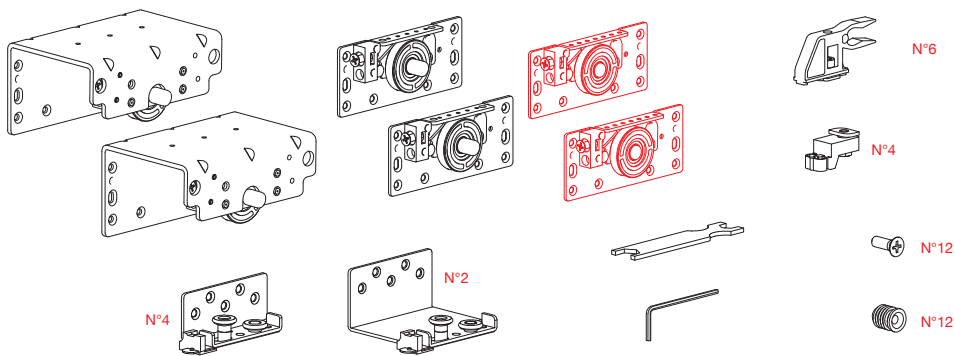
- N.2 Doors
N.2 Ante
- N.4 Standard stoppers
N.4 Fermi standard
- Manual guide - 2 wheels
Guida manuale - 2 ruote




OLD CODE	NEW CODE		MAX		
2542/587/2549/2	K.1040.3.2	A	22 mm	60 kg	3x
2543/586/2549/2	K.1042.3.2		28 mm		3x
2546/499/2549/2	K.1044.3.2		30 mm		3x
2544/581/2549/2	K.1046.3.2		33 mm		3x
2545/597/2549/2	K.1048.3.2		40 mm		3x









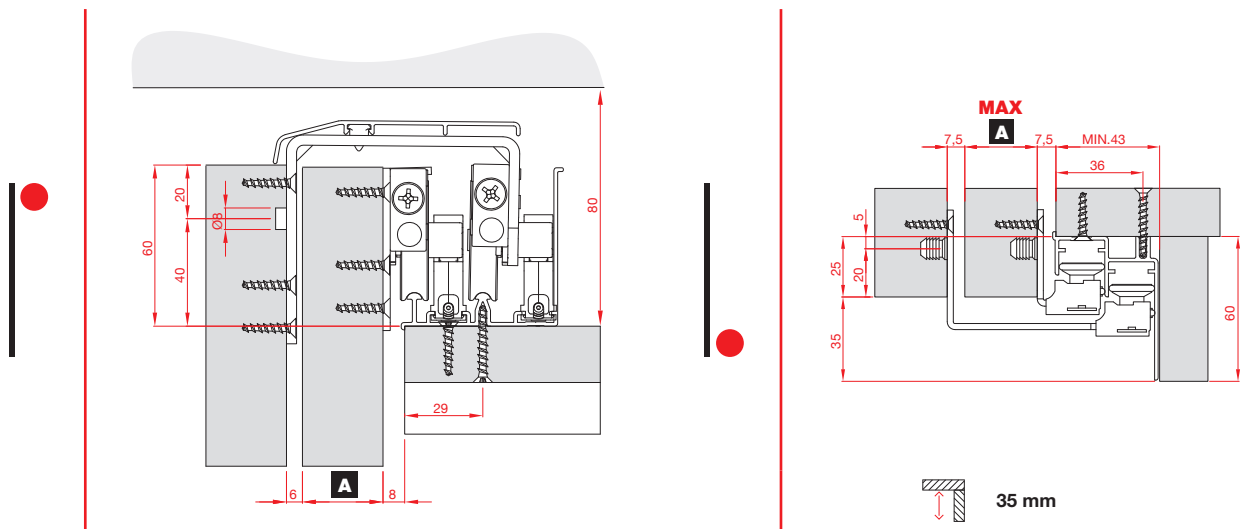
- N.3 Doors
N.3 Ante
- N.6 Soft closings
N.6 Fermi ammortizzati
- Manual guide - 2 wheels
Guida manuale - 2 ruote

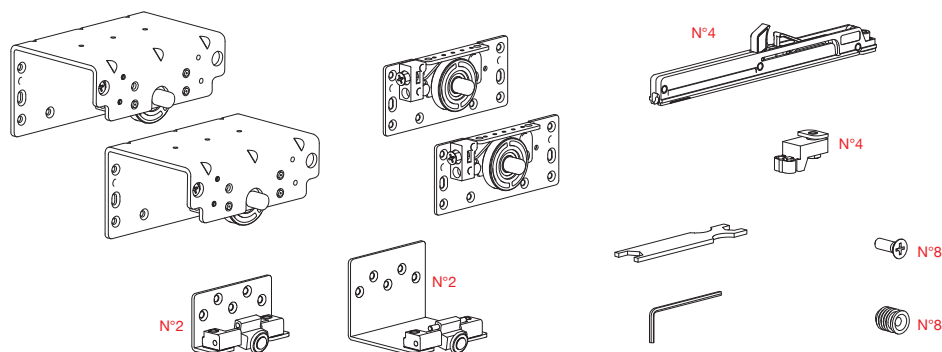
OLD CODE	NEW CODE		MAX		
2542/587/2548/3	K.1041.2.2	A	22 mm	60 kg	3x
2543/586/2548/3	K.1043.2.2		28 mm		3x
2546/499/2548/3	K.1045.2.2		30 mm		3x
2544/581/2548/3	K.1047.2.2		33 mm		3x
2545/597/2548/3	K.1049.2.2		40 mm		3x








OLD CODE	NEW CODE		MAX		
2542/587/2549/3	K.1041.4.2	A	22 mm	60 kg	3x
2543/586/2549/3	K.1043.4.2		28 mm		3x
2546/499/2549/3	K.1045.4.2		30 mm		3x
2544/581/2549/3	K.1047.4.2		33 mm		3x
2545/597/2549/3	K.1049.4.2		40 mm		3x

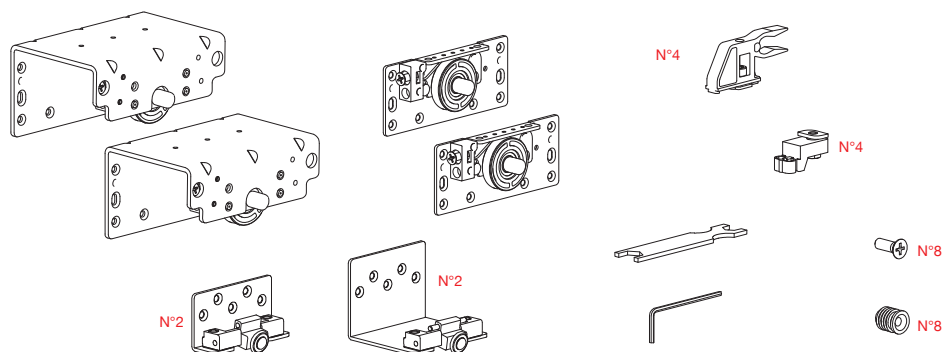
-  N.3 Doors
-  N.3 Ante
-  N.6 Standard stoppers
-  N.6 Fermi standard
-  Manual guide - 2 wheels
-  Guida manuale - 2 ruote











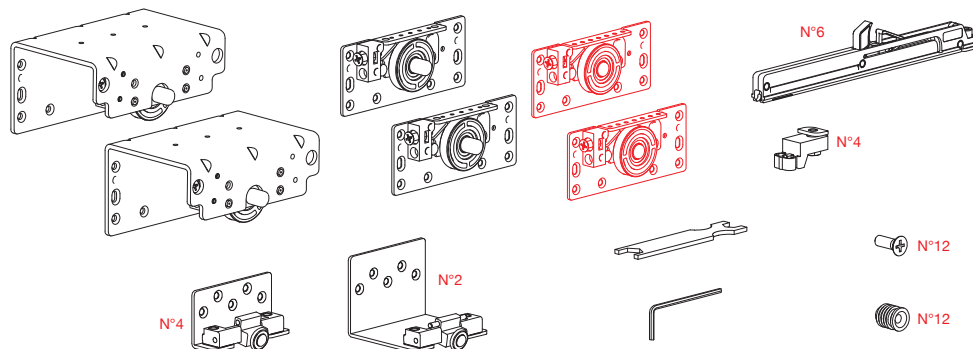
-  N.2 Doors
N.2 Ante
-  N.4 Soft closings
N.4 Fermi ammortizzati
-  Snap hook guide
Guida a scatto



OLD CODE	NEW CODE		MAX		
2542/1904/2548/2	K.1040.1.3	A	22 mm	60 kg	3x
2543/1906/2548/2	K.1042.1.3		28 mm		3x
2546/1903/2548/2	K.1044.1.3		30 mm		3x
2544/1908/2548/2	K.1046.1.3		33 mm		3x
2545/1905/2548/2	K.1048.1.3		40 mm		3x






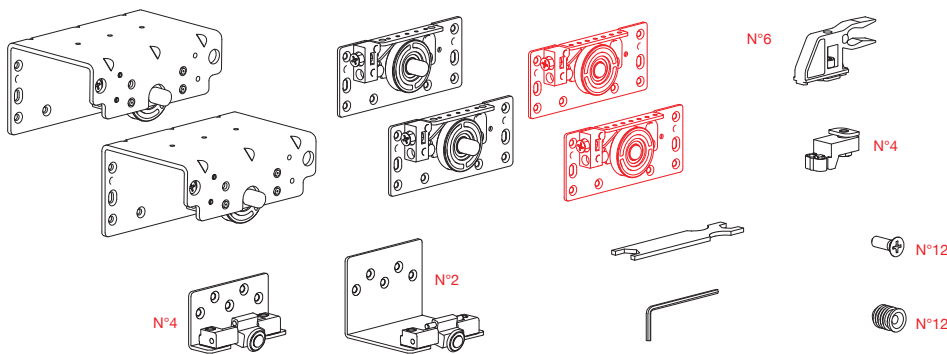
-  N.2 Doors
N.2 Ante
-  N.4 Standard stoppers
N.4 Fermi standard
-  Snap hook guide
Guida a scatto




OLD CODE	NEW CODE		MAX		
2542/1904/2549/2	K.1040.3.3	A	22 mm	60 kg	3x
2543/1906/2549/2	K.1042.3.3		28 mm		3x
2546/1903/2549/2	K.1044.3.3		30 mm		3x
2544/1908/2549/2	K.1046.3.3		33 mm		3x
2545/1905/2549/2	K.1048.3.3		40 mm		3x









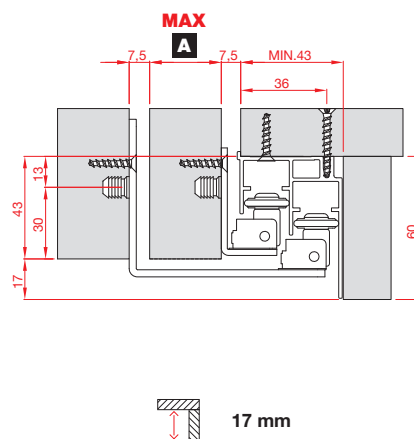
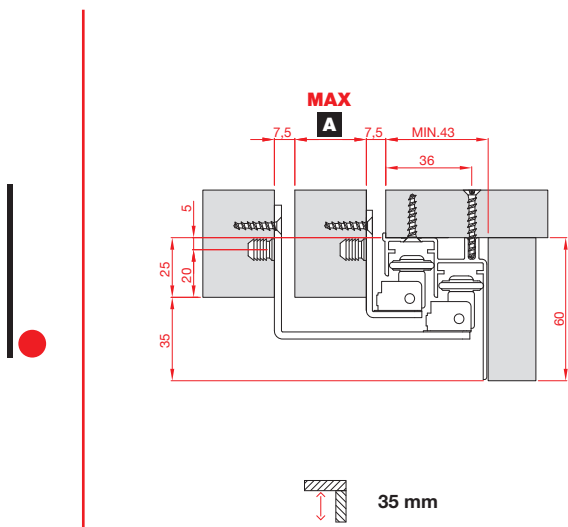
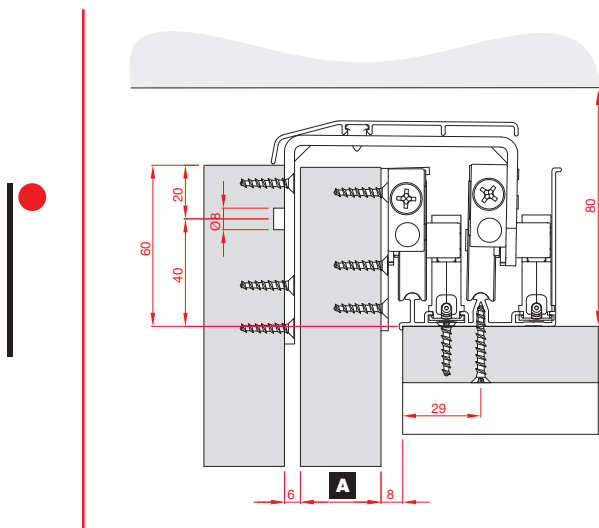
-  N.3 Doors
N.3 Ante
-  N.6 Soft closings
N.6 Fermi ammortizzati
-  Snap hook guide
Guida a scatto

OLD CODE	NEW CODE		MAX		
2542/1904/2548/3	K.1041.2.3	A	22 mm	60 kg	3x
2543/1906/2548/3	K.1043.2.3		28 mm		3x
2546/1903/2548/3	K.1045.2.3		30 mm		3x
2544/1908/2548/3	K.1047.2.3		33 mm		3x
2545/1905/2548/3	K.1049.2.3		40 mm		3x



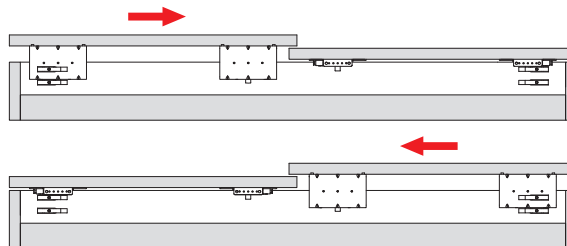
OLD CODE	NEW CODE		MAX		
2542/1904/2549/3	K.1041.4.3	A	22 mm	60 kg	3x
2543/1906/2549/3	K.1043.4.3		28 mm		3x
2546/1903/2549/3	K.1045.4.3		30 mm		3x
2544/1908/2549/3	K.1047.4.3		33 mm		3x
2545/1905/2549/3	K.1049.4.3		40 mm		3x

-  N.3 Doors
-  N.3 Ante
-  N.6 Standard stoppers
-  N.6 Fermi standard
-  Snap hook guide
-  Guida a scatto



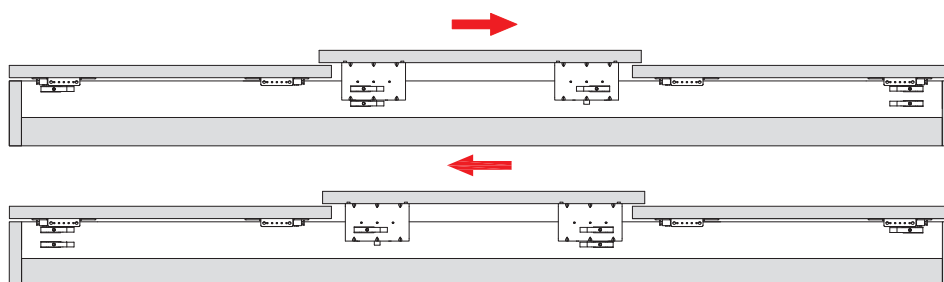
N.2 Doors
N.2 Ante

N.4 Standard stoppers
(opening and closing)
N.4 Fermi standard
(apertura e chiusura)



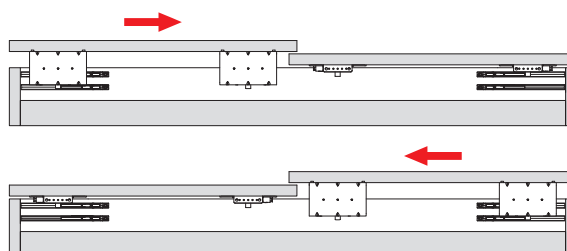
N.3 Doors
N.3 Ante

N.6 Standard stoppers
(opening and closing)
N.6 Fermi standard
(apertura e chiusura)



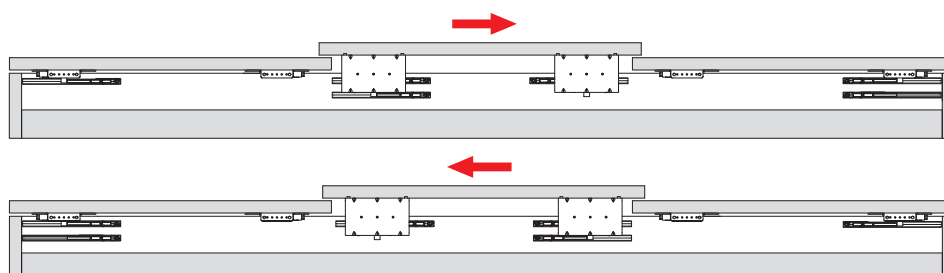
N.2 Doors
N.2 Ante

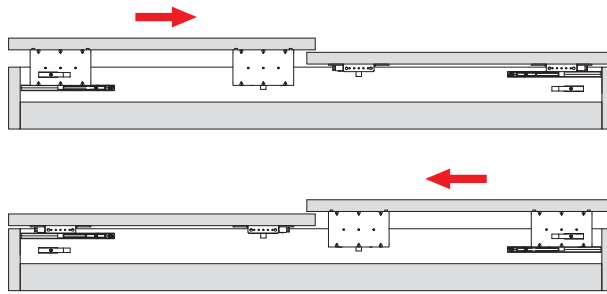
N.4 Soft damper stoppers
(opening and closing)
N.4 Fermi ammortizzati
(apertura e chiusura)






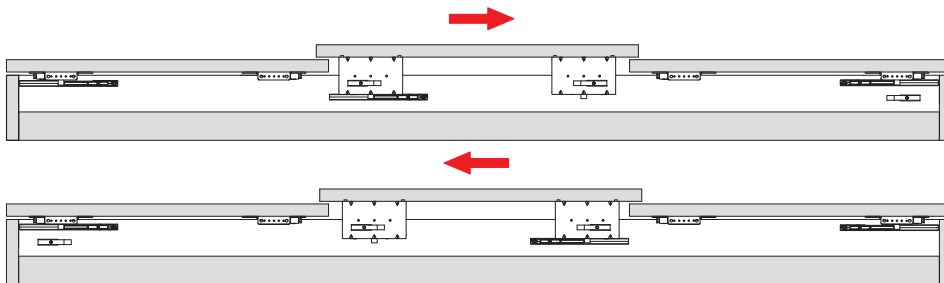
N.3 Doors
N.3 Ante




N.6 Soft damper stoppers
(opening and closing)
N.6 Fermi ammortizzati
(apertura e chiusura)

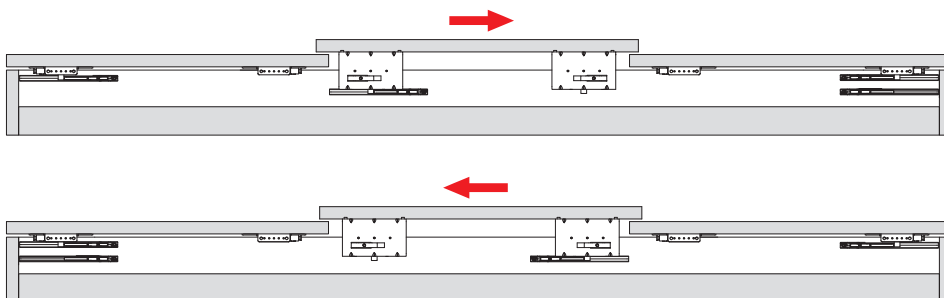







-  N.2 Doors
N.2 Ante
-  N.2 Soft damper stoppers
(closing)
N.2 Fermi ammortizzati
(chiusura)
-  N.2 Standard stoppers
(opening)
N.2 Fermi standard
(apertura)




-  N.3 Doors
N.3 Ante
-  N.3 Soft damper stoppers
(closing)
N.3 Fermi ammortizzati
(chiusura)
-  N.3 Standard stoppers
(opening)
N.3 Fermi standard
(apertura)

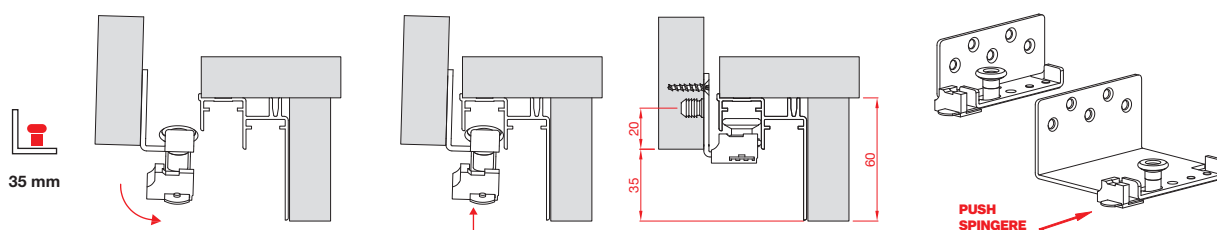


-  N.3 Doors
N.3 Ante
- INTERNAL DOORS / ANTA INTERNA**

 -  Soft damper stoppers
(closing)
Fermi ammortizzati
(chiusura)
 -  Standard stoppers
(opening)
Fermi standard
(apertura)
- EXTERNAL DOORS / ANTA ESTERNA**

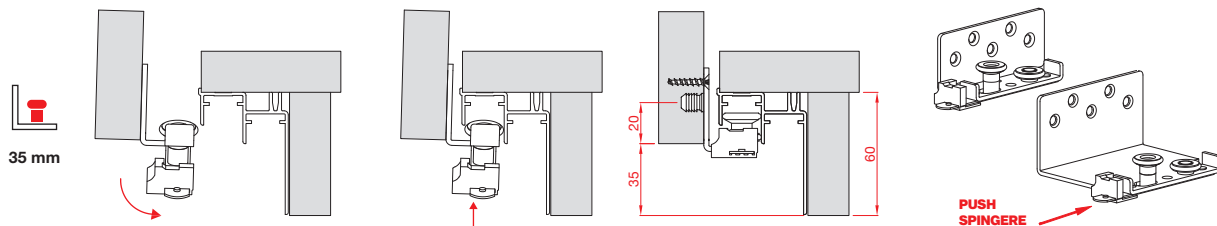
 -  Soft damper stoppers
(opening and closing)
Fermi ammortizzati
(apertura e chiusura)

LOWER GUIDES / GUIDE INFERIORI



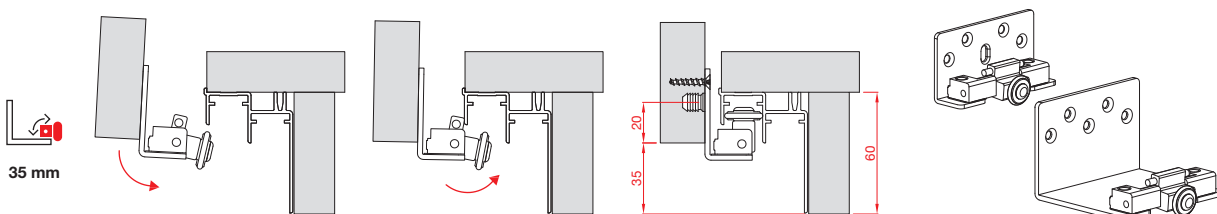
MANUAL GUIDE WITH 1 WHEEL / GUIDA MANUALE CON 1 RUOTA

ART. 512



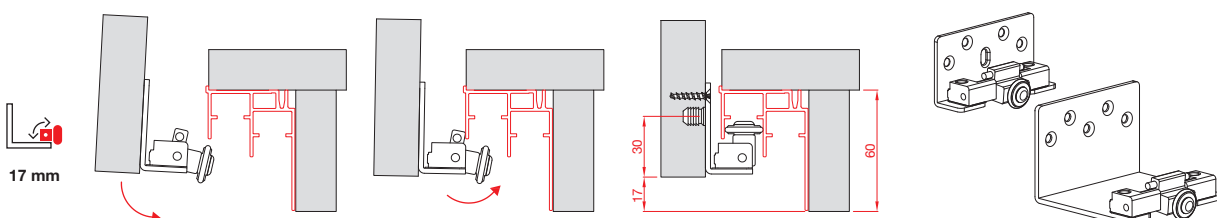
MANUAL GUIDE WITH 2 WHEELS / GUIDA MANUALE CON 2 RUOTE

ART. 582



SNAP HOOK GUIDE / GUIDA A SCATTO

ART. 1902/N (35 mm)



SNAP HOOK GUIDE / GUIDA A SCATTO

ART. 1902/N (17 mm)



Terno Scorrevoli S.p.A.

Via Ravenna, 4 - 20814 Varedo (MB) ITALY
Phone +39 0362 543001 - Fax +39 0362 582290

terno@ternoscorrevoli.com
www.ternoscorrevoli.com