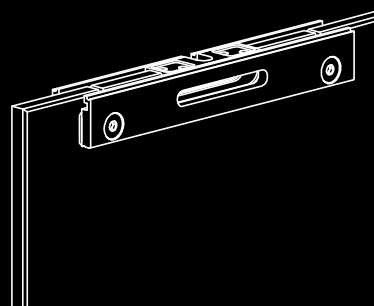




Vetro 24

Accessories for glass doors with piercings and high grip 24mm
Accessori per porte in vetro con forature e pinza alta 24mm



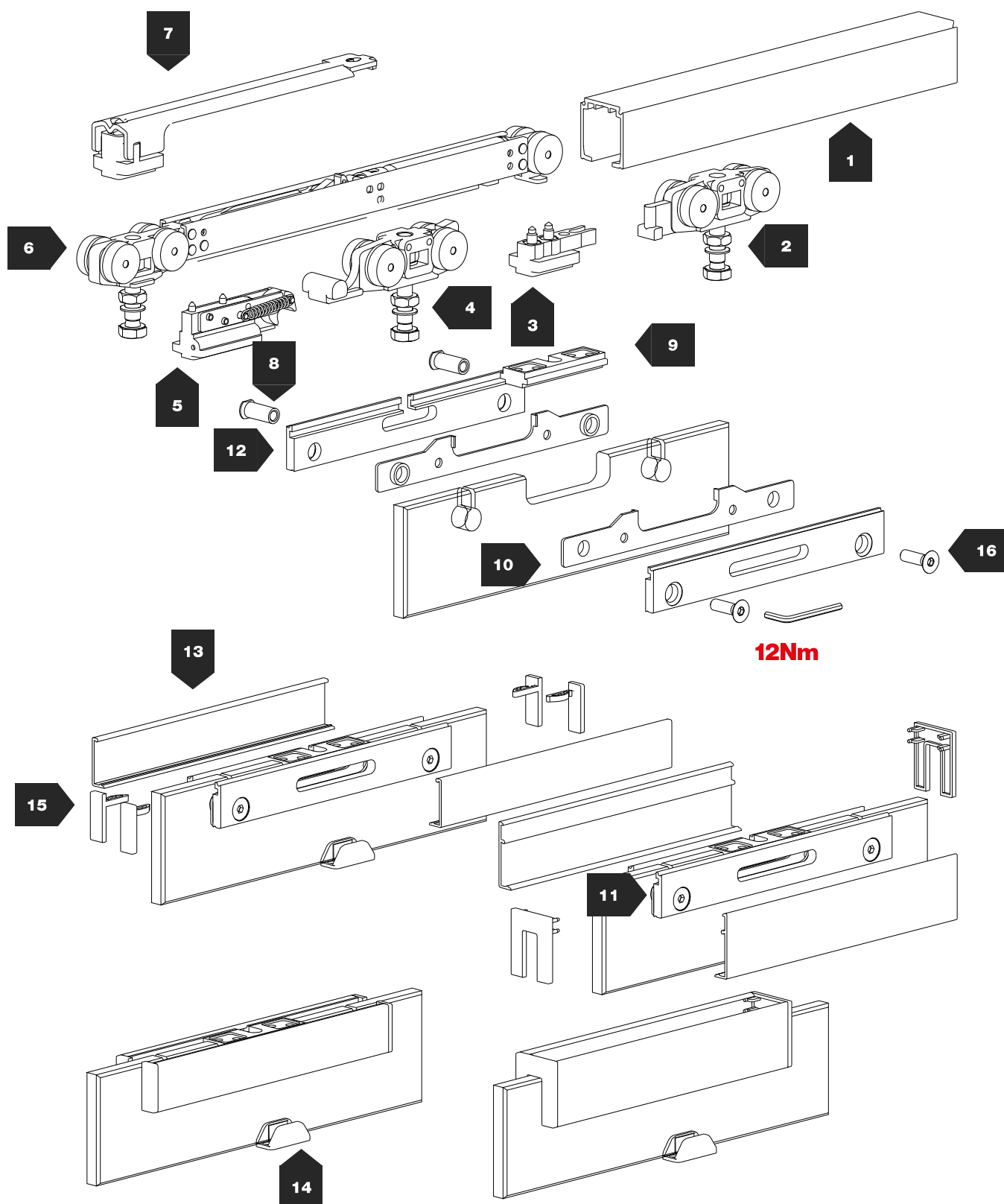
Vetro 24

Sliding system for glass doors

Scorrevoli per porte in vetro

| | |
|-----------|---|
| EN | Accessories for glass doors with piercings and high grip 24 mm. |
| IT | Accessori per porte in vetro con forature e pinza alta 24 mm. |
| FR | Accessoires pour portes en verre avec trous et pince de 24 mm de hauteur. |
| DE | Zubehörteile für Türen aus Glas mit Bohrungen und hoher Zange 24 mm. |
| ES | Accesorios para puertas de vidrio con perforaciones y pinza alta 24 mm. |






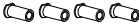


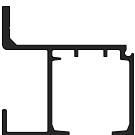
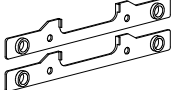

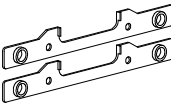
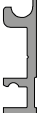
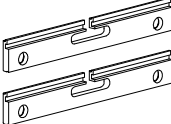

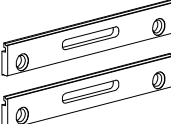




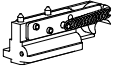

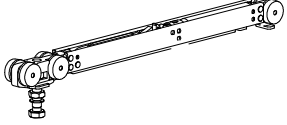

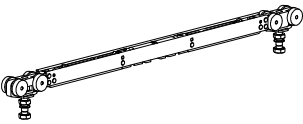

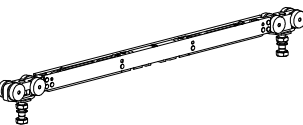
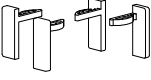



8 mm ÷ 10 mm



80 Kg



10 mm

| N° | | | KG | | N° | | | KG | |
|----|-----------------|---|----|--|----|----------|---|----|--|
| 1 | 1280 |  | 80 | | 8 | 1721 |  | 80 | |
| | 1080 |  | 80 | | 9 | 1714 |  | 80 | |
| | 1359 |  | 80 | | 10 | 1723/8 |  | 80 | |
| | 1700 |  | 80 | | | 1723/10 |  | 80 | |
| | 1720 |  | 80 | | 11 | 1724/B/A |  | 80 | |
| 2 | 81/T/24 |  | 80 | | 12 | 1724/V/A |  | 80 | |
| 3 | 84 |  | 80 | | 13 | 1725/A |  | 80 | |
| 4 | 1626/T/24 |  | 80 | | | 1742 |  | | |
| 5 | 1627/10 |  | 80 | | 14 | 1486/8 |  | 80 | |
| 6 | 1676/443/Y/24 |  | 80 | | | 1486/10 |  | 80 | |
| | 1673/707/80Y/24 |  | 80 | | 15 | 1722/8 |  | 80 | |
| | 1672/825/Y/24 |  | 80 | | | 1722/10 |  | 80 | |
| 7 | 1674 |  | 80 | | | 1744 |  | | |
| | | | | | 16 | M6x20 |  | 80 | |

Vetro 24

Glass Model 24 / Modello Vetro 24
Modèle Verre 24 / Glas 24 Modell / Modelo Vidrio 24

| | |
|--|--|
| | Max 80 Kg |
| | N.2 Classic Stopper N.2 Fermi Standard |
| | Door width - Min. 600 mm Larghezza porta - Min. 600 mm |
| | Grip distance - Min. 360 mm Distanza tra le pinze - Min. 360 mm |
| | Anodized silver Anodizzato argento |

| CODE | → ← | KIT |
|-------------|-------|-----|
| 81/1724/8A | 8 mm | |
| 81/1724/10A | 10 mm | |

| | |
|--|--|
| | Max 80 Kg |
| | N.2 Hydraulic closings N.2 Fermi idraulici |
| | Door width - Min. 600 mm Larghezza porta - Min. 600 mm |
| | Grip distance - Min. 360 mm Distanza tra le pinze - Min. 360 mm |
| | Anodized silver Anodizzato argento |

| CODE | → ← | KIT |
|---------------|-------|-----|
| 1626/1724/8A | 8 mm | |
| 1626/1724/10A | 10 mm | |

| LOWER GUIDES / GUIDE INFERIORI | |
|--|-------------------------------------|
| | |
| STANDARD | COUNTERFRAMES / CONTROTELAI |
| ART. 1486/8 (8 mm) ART. 1486/10 (10 mm) | ART. 118 (8 mm) ART. 110 (10 mm) |

| TOPS & COVERS / TAPPI E COPERTURE | |
|-----------------------------------|---------------------------|
| | |
| OPTIONAL | |
| ART. 1722/8 ART. 1744 | ART. 1725/170 - ART. 1742 |

Glass Model 24 / Modello Vetro 24
Modèle Verre 24 / Glas 24 Modell / Modelo Vidrio 24

| CODE | → ← | KIT |
|----------------|-------|-----|
| 81/76/1724/8A | 8 mm | |
| 81/76/1724/10A | 10 mm | |



Max 80 Kg



N.1 Soft air closing
N.1 Fermo ammortizzato



N.1 Classic Stopper
N.1 Fermo Standard



Door width - Min. 675 mm
Larghezza porta - Min. 675 mm



Grip distance - Min. 435 mm
Distanza tra le pinze - Min. 435 mm



Anodized silver
Anodizzato argento

| CODE | → ← | KIT |
|----------------|-------|-----|
| 26/76/1724/8A | 8 mm | |
| 26/76/1724/10A | 10 mm | |



Max 80 Kg



N.1 Soft air closing
N.1 Fermo ammortizzato



N.1 Hydraulic closing
N.1 Fermo idraulico



Door width - Min. 675 mm
Larghezza porta - Min. 675 mm



Grip distance - Min. 435 mm
Distanza tra le pinze - Min. 435 mm



Anodized silver
Anodizzato argento

| LOWER GUIDES / GUIDE INFERIORI | |
|--|-------------------------------------|
| | |
| STANDARD | COUNTERFRAMES / CONTROTELAI |
| ART. 1486/8 (8 mm) ART. 1486/10 (10 mm) | ART. 118 (8 mm) ART. 110 (10 mm) |

| TOPS & COVERS / TAPPI E COPERTURE | |
|-----------------------------------|---------------------------|
| | |
| OPTIONAL | |
| ART. 1722/8 ART. 1744 | ART. 1725/170 - ART. 1742 |

Vetro 24

Glass Model 24 / Modello Vetro 24
Modèle Verre 24 / Glas 24 Modell / Modelo Vidrio 24



Max 80 Kg



N.2 Soft air closing
N.2 Fermi ammortizzati



Door width - Min. 852 mm
Larghezza porta - Min. 852 mm



Grip distance - Fix 612 mm
Distanza tra le pinze - Fix 612 mm



Anodized silver
Anodizzato argento

| CODE | → ← | KIT |
|---------------|-------|-----|
| 1673/1724/8A | 8 mm | |
| 1673/1724/10A | 10 mm | |



Max 80 Kg



N.2 Soft air closing
N.2 Fermi ammortizzati



Door width - Min. 970 mm
Larghezza porta - Min. 970 mm



Grip distance - Fix 730 mm
Distanza tra le pinze - Fix 730 mm



Anodized silver
Anodizzato argento

| CODE | → ← | KIT |
|---------------|-------|-----|
| 1672/1724/8A | 8 mm | |
| 1672/1724/10A | 10 mm | |

ALUMINIUM TRACKS / BINARI IN ALLUMINIO

| | | | |
|-----------|-----------|-----------|------------------|
| | | | |
| STANDARD | OPTIONAL | | |
| ART. 1280 | ART. 1080 | ART. 1359 | ART. 1700 - 1720 |

LOWER GUIDES / GUIDE INFERIORI

| | |
|--|-------------------------------------|
| | |
| STANDARD | COUNTERFRAMES / CONTROTELAI |
| ART. 1486/8 (8 mm) ART. 1486/10 (10 mm) | ART. 118 (8 mm) ART. 110 (10 mm) |

TOPS & COVERS / TAPPI E COPERTURE

| | |
|--------------------------|---------------------------|
| | |
| OPTIONAL | |
| ART. 1722/8 ART. 1744 | ART. 1725/170 - ART. 1742 |

Glass Model 24 / Modello Vetro 24
Modèle Verre 24 / Glas 24 Modell / Modelo Vidrio 24

| CODE | → ← | KIT |
|---------------|-------|-----|
| 1676/1724/8A | 8 mm | |
| 1676/1724/10A | 10 mm | |



Max 80 Kg



N.2 Soft air closing
N.2 Fermi ammortizzati



Door width - Min. 1034 mm
Larghezza porta - Min. 1034 mm

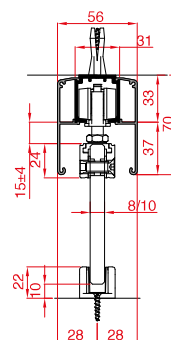
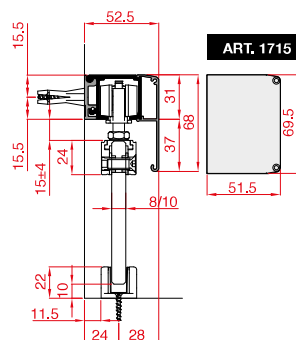
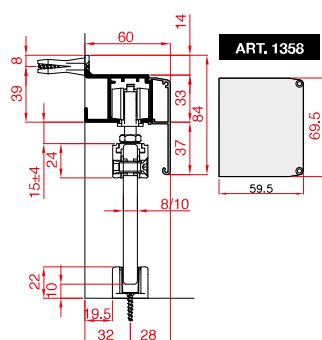


Grip distance - Fix 794 mm
Distanza tra le pinze - Fix 794 mm



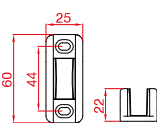
Anodized silver
Anodizzato argento

SIZE DESCRIPTION / DESCRIZIONI MISURE



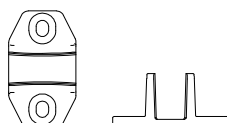
COPERTURA ART. 1380

LOWER GUIDES / GUIDE INFERIORI



STANDARD

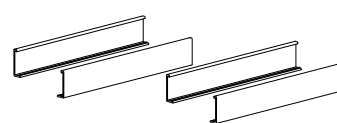
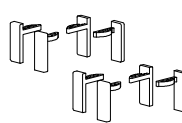
ART. 1486/8 (8 mm)
ART. 1486/10 (10 mm)



COUNTERFRAMES / CONTROTELAI

ART. 118 (8 mm)
ART. 110 (10 mm)

TOPS & COVERS / TAPPI E COPERTURE



OPTIONAL

ART. 1722/8
ART. 1744

ART. 1725/170 - ART. 1742

80

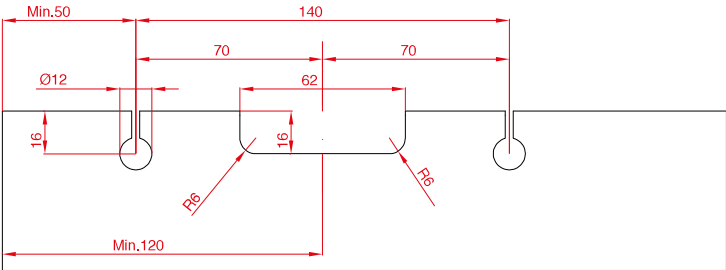
Max 80 Kg

A

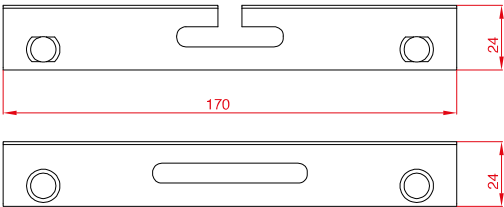
Anodized silver
Anodizzato argento

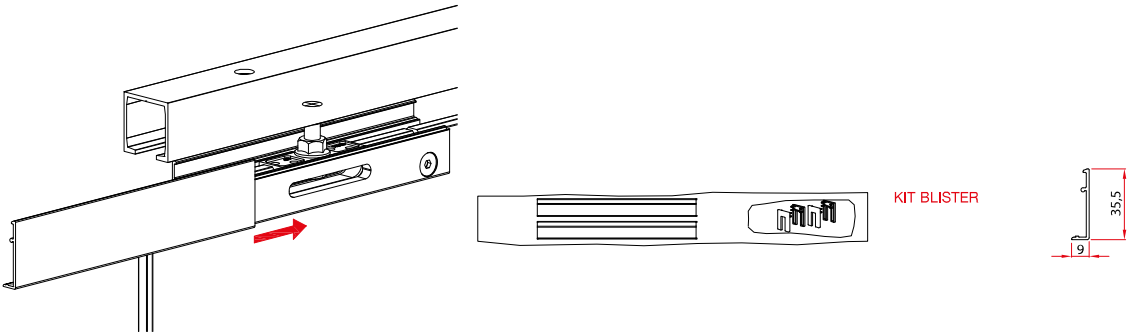
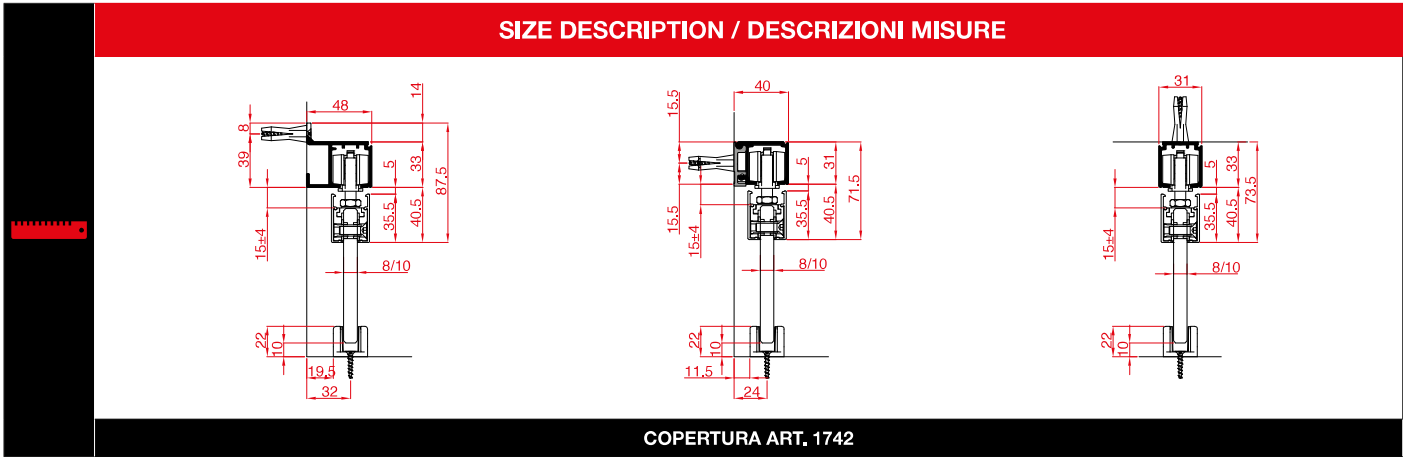
KIT FOR COUNTERFRAMES GLASS
DOORS
KIT PER PORTE IN VETRO DI
CONTROTELAI

| CODE | | KIT |
|----------------|-------|-----|
| 1724/1723/8/A | 8 mm | |
| 1724/1723/10/A | 10 mm | |
| 1724/1725/8/A | 8 mm | |
| 1724/1725/10/A | 10 mm | |
| 1724/1742/8/A | 8 mm | |
| 1724/1742/10/A | 10 mm | |

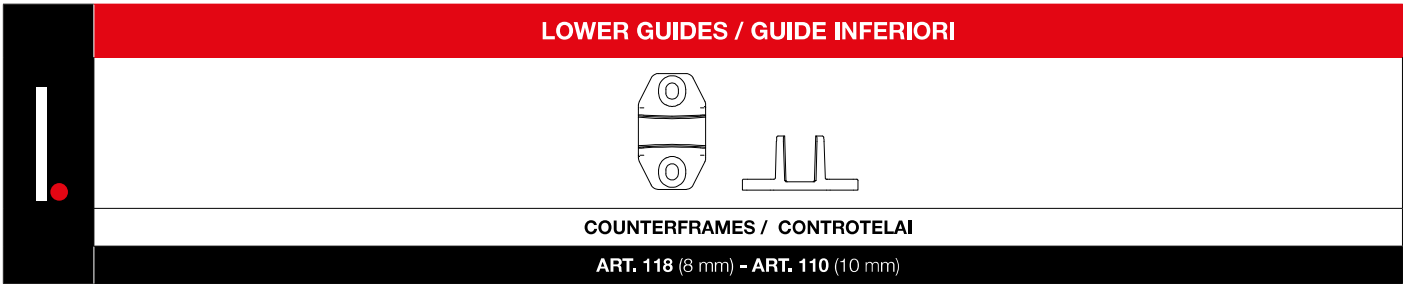


SIZE DESCRIPTION / DESCRIZIONE MISURE





| CODE | | KIT IN BLISTER | |
|------------|----------------------------|----------------|--------------|
| 1742/70/A | Min.700 mm Max.799 mm | N°2 | Art.1744 |
| 1742/80/A | Min.800 mm Max.899 mm | N°2 | Art.1744 |
| 1742/90/A | Min.900 mm Max.999 mm | N°2 | Art.1744 |
| 1742/100/A | Min.1000 mm Max.1099 mm | N°2 | Art.1744 |
| 1742/120/A | Min.1200 mm Max.1299 mm | N°2 | Art.1744 |





www.ternoscorrevoli.com/vetro-24