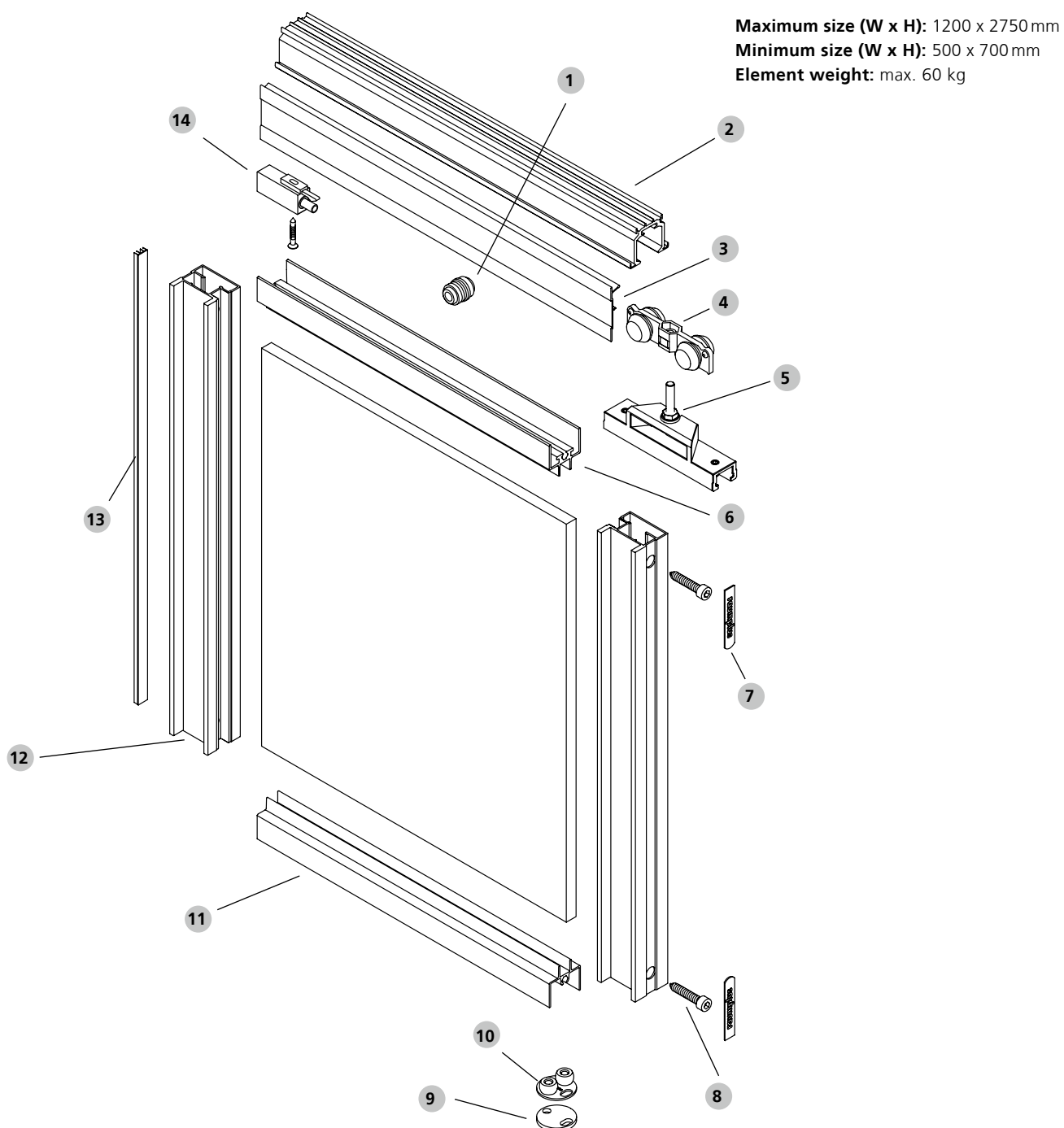


EXPLOSION DRAWING 34MM SYSTEMS










SLIDING DOOR S300 AIR B











- | | | | | | |
|---|-----------|------------------------------|----|-----------|------------------------------------|
| 1 | 10.05.030 | Brake for top roller | 8 | 10.07.012 | Frame screw 6,3 x 32mm |
| 2 | 17.55.0xx | Top track insert for AIR S34 | 9 | 10.06.035 | Distance plate AIR S34 / AIR S1200 |
| 3 | 14.50.0xx | Cover for insert profile AIR | 10 | 10.06.034 | Ground plate with roller |
| 4 | 10.06.200 | Top roller AIR | 11 | 17.14.0xx | Bottom rail »system AIR« S34 |
| 5 | 10.06.020 | Pick up element, adjustable | 12 | 15.51.0xx | Stile S300 asym. |
| 6 | 17.12.0xx | Top rail AIR S34 | 13 | 10.07.xxx | Dust excluding brush |
| 7 | 10.07.0xx | Plug for punching hole | 14 | 10.05.017 | Stopper for top roller AIR |

34MM SYSTEMS

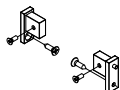











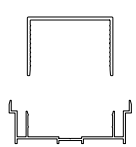
AIR B–PROFILES AND FITTINGS


















drawing	art. no.	description		length	packing unit	unit	
Stiles							
	18.51.022	stile S230 asym.	silver (EV1)	5600	8	1	
	18.51.063		white (RAL9016)	5600	8	1	
	18.51.066		black mat	5600	8	1	
	18.61.022	stile S230 sym.	silver (EV1)	5600	8	1	
	18.61.063		white (RAL9016)	5600	8	1	
	18.61.066		black mat	5600	8	1	
	15.51.021	stile S300 asym.	silver (EV1)	5200	8	1	
	15.51.020		silver (EV1)	5600	8	1	
	15.51.030		gold (EV3)	5600	8	1	
	15.51.040		light bronze (C32)	5600	8	1	
	15.51.060		white (RAL9016)	5600	8	1	
	15.51.065		black mat	5600	8	1	
	15.61.020	stile S300 sym.	silver (EV1)	5600	8	1	
	15.61.030		gold (EV3)	5600	8	1	
	15.61.040		light bronze (C32)	5600	8	1	
	15.61.060		white (RAL9016)	5600	8	1	
	15.61.065		black mat	5600	8	1	
	15.81.020	stile S640	silver (EV1)	5200	8	1	
	15.81.022		silver (EV1)	5600	8	1	
	15.81.063		white (RAL9016)	5600	8	1	
	15.81.066		black mat	5600	8	1	
	15.21.020	stile S653	silver (EV1)	5200	8	1	
	15.21.022		silver (EV1)	5600	8	1	
	15.21.032		gold (EV3)	5600	8	1	
	15.21.042		light bronze (C32)	5600	8	1	
	15.21.063		white (RAL9016)	5600	8	1	
	15.21.066		black mat	5600	8	1	
	17.81.020	stile S720 asym.	silver (EV1)	5200	8	1	
	17.81.060		white (RAL9016)	5200	8	1	
	17.81.022		silver (EV1)	5600	8	1	
	17.81.032		gold (EV3)	5600	8	1	
	17.81.042		light bronze (C32)	5600	8	1	
	17.81.052		dark bronze (C34)	5600	8	1	
	17.81.063		white (RAL9016)	5600	8	1	
	17.81.066		black mat	5600	8	1	
	17.81.452		inox brushed	5600	8	1	
	17.80.022	stile S720 sym.	silver (EV1)	5600	8	1	
	17.80.052		dark bronze (C34)	5600	8	1	
	17.80.063		white (RAL9016)	5600	8	1	
	17.80.066		black mat	5600	8	1	
	17.80.452		inox brushed	5600	8	1	
	15.31.020	stile S753	silver (EV1)	5200	8	1	
	15.31.030		gold (EV3)	5200	8	1	
	15.31.040		light bronze (C32)	5200	8	1	
	15.31.060		white (RAL9016)	5200	8	1	
	15.31.065		black mat	5200	8	1	

drawing	art. no.	description		length	packing unit	unit	
	15.31.022	stile S753	silver (EV1)	5600	8	1	
	15.31.032		gold (EV3)	5600	8	1	
	15.31.042		light bronze (C32)	5600	8	1	
	15.31.063		white (RAL9016)	5600	8	1	
	15.31.066		black mat	5600	8	1	
	15.31.452		inox brushed	5600	8	1	
Rails							
	17.12.020	top rail S34 air	silver (EV1)	5000	8	1	
	17.12.030		gold (EV3)	5000	8	1	
	17.12.040		light bronze (C32)	5000	8	1	
	17.12.050		dark bronze (C34)	5000	8	1	
	17.12.060		white (RAL9016)	5000	8	1	
	17.12.065		black mat	5000	8	1	
	17.12.450		inox brushed	5000	8	1	
	17.14.020	bottom rail S34 air	silver (EV1)	5000	8	1	
	17.14.030		gold (EV3)	5000	8	1	
	17.14.040		light bronze (C32)	5000	8	1	
	17.14.050		dark bronze (C34)	5000	8	1	
	17.14.060		white (RAL9016)	5000	8	1	
	17.14.065		black mat	5000	8	1	
	17.14.450		inox brushed	5000	8	1	
Dividing rails							
	13.22.020	dividing rail 28mm	silver (EV1)	5000	8	1	
	13.22.030		gold (EV3)	5000	8	1	
	13.22.040		light bronze (C32)	5000	8	1	
	13.22.060		white (RAL9016)	5000	8	1	
	13.22.065		black mat	5000	8	1	
	13.22.450		inox brushed	5000	8	1	
	26.22.020	dividing rail 18mm	silver (EV1)	5000	8	1	
	26.22.030		gold (EV3)	5000	8	1	
	26.22.040		light bronze (C32)	5000	8	1	
	26.22.050		dark bronze (C34)	5000	8	1	
	26.22.060		white (RAL9016)	5000	8	1	
	26.22.065		black mat	5000	8	1	
	26.22.450		inox brushed	5000	8	1	
	13.33.020	dividing rail glued, 28mm	silver (EV1)	5000	8	1	
	13.33.030		gold (EV3)	5000	8	1	
	13.33.040		light bronze (C32)	5000	8	1	
	13.33.060		white (RAL9016)	5000	8	1	
	13.33.065		black mat	5000	8	1	
	13.33.450		inox brushed	5000	8	1	
	26.33.020	dividing rail glued, 18mm	silver (EV1)	5000	8	1	
	26.33.030		gold (EV3)	5000	8	1	
	26.33.040		light bronze (C32)	5000	8	1	
	26.33.060		white (RAL9016)	5000	8	1	
	26.33.065		black mat	5000	8	1	
	26.33.450		inox brushed	5000	8	1	
Stabilization rail for S230 asym / S300 asym / S650 / S720asym / S750 asym							
	14.22.020	stabilization rail	silver (EV1)	5000	8	1	
	14.22.040		light bronze (C32)	5000	8	1	
	14.22.050		dark bronze (C34)	5000	8	1	
	14.22.060		white (RAL9016)	5000	8	1	
	14.22.065		black mat	5000	8	1	

34MM SYSTEMS


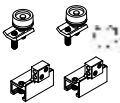









AIR B–PROFILES AND FITTINGS





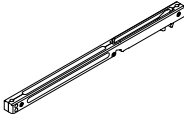






drawing	art. no.	description		length	packing unit	unit
	10.04.121	connect. f. stabilization rail	nickel mat		1	1
	10.04.122		nickel black		1	1
Tracks						
	17.55.020	top track insert S34 air	silver (EV1)	5000	8	1
	17.55.050		dark bronze (C34)	5000	8	1
	14.50.020	cover profile, 60mm	silver (EV1)	5000	8	1
	14.50.030		gold (EV3)	5000	8	1
	14.50.040		light bronze (C32)	5000	8	1
	14.50.050		dark bronze (C34)	5000	8	1
	14.50.060		white (RAL9016)	5000	8	1
	14.50.065		black mat	5000	8	1
	14.50.450		inox brushed	5000	8	1
	17.56.020	top track ins. for AIR S34 SDB	silver (EV1)	5000	8	1
	17.56.050		dark bronze (C34)	5000	8	1
	14.52.020	cover profile, 80mm	silver (EV1)	5000	8	1
	14.52.030		gold (EV3)	5000	8	1
	14.52.040		light bronze (C32)	5000	8	1
	14.52.050		dark bronze (C34)	5000	8	1
	14.52.060		white (RAL9016)	5000	8	1
	14.52.065		black mat	5000	8	1
	14.52.450		inox brushed	5000	8	1
	14.59.020	cover/mid.ins.prof.air 80mm	silver (EV1)	5000	8	1
	14.59.050		dark bronze (C34)	5000	8	1
	14.59.060		white (RAL9016)	5000	8	1
	14.59.065		black mat	5000	8	1
	17.54.020	wall conn. profile S34 air	silver (EV1)	5000	8	1
	17.54.050		dark bronze (C34)	5000	8	1
	10.07.088	screw for wall conn. profile	M6 x 16mm		1	100
	10.07.089	nut for wall conn. profile			1	100
Wall connection profiles						
	15.43.020	ground profile wall connection	silver (EV1)	5600	8	1
	15.43.050		dark bronze (C34)	5600	8	1
	15.43.450		inox brushed	5600	8	1
	15.44.020	cover profile wall connection	silver (EV1)	5600	8	1
	15.44.050		dark bronze (C34)	5600	8	1
	15.44.450		inox brushed	5600	8	1
	10.07.084	adjusting screw M10 x 25mm	adjustable from 22-30mm		250	100
	10.07.085	adjusting screw M10 x 16mm	adjustable from 20-27mm		400	100
	15.47.020	wall conn. single, variable	silver	5600	8	1
	15.40.020	ground profile wall connection	silver (EV1)	5600	8	1
	15.40.050		dark bronze (C34)	5600	8	1
	15.40.060		white (RAL9016)	5600	8	1
	15.40.065		black mat	5600	8	1
	15.40.450		inox brushed	5600	8	1

drawing	art. no.	description		length	packing unit	unit	
	15.42.020	cover profile wall connection	silver (EV1)	5600	8	1	
	15.42.050		dark bronze (C34)	5600	8	1	
	15.42.060		white (RAL9016)	5600	8	1	
	15.42.065		black mat	5600	8	1	
	15.42.450		inox brushed	5600	8	1	
	12.22.022	dividing rail S42 glued, 12mm	silver (EV1)	5600	8	1	
	12.22.040		light bronze (C32)	5000	8	1	
	12.22.052		dark bronze (C34)	5600	8	1	
	12.22.060		white (RAL9016)	5000	8	1	
	12.22.066		black mat	5600	8	1	
	12.22.450		inox brushed	5000	8	1	
	10.01.090	plastic wedge			1	1	
Fittings for sliding doors AIR B							
	10.07.012	frame screws 6,3 x 32mm	stainless steel		500	100	
	10.07.008	screw for dividing rail	6,3 x 32mm, stainless steel		500	100	
	10.06.200	top roller	air		1	1	
	10.06.020	pick up element, adjustable	air "B"		1	1	
	10.06.033	ground plate with bearing	air S34 / air S1200, galvan.		1	1	
	10.06.036		air S34 / air S1200, dark		1	1	
	10.06.034	ground plate with roller	air S34 / air S1200		1	1	
	10.06.035	distance plate	air S34 / air S1200, galvan.		10	1	
	10.06.037		air S34 / air S1200, dark		10	1	
	10.05.060	stopper for top roller	air w/o brake		1	1	
	10.05.017	stopper for top roller	air		1	1	
	10.05.030	brake for top roller	air		1	1	
	10.06.022	wall outlet with guiding	air, S34		1	1	
	10.07.088	screw for wall conn. profile	M6 x 16mm		1	100	
	10.07.089	nut for wall conn. profile			1	100	
	10.05.290	connector for end cap	air		1	1	
	10.06.291	end cap 60mm top track insert	air S34, silver		1	1	
	10.06.293		air S34, dark bronze		1	1	
	10.06.292		air S34, white		1	1	
	10.06.294		air S34, black		1	1	
	10.06.295		air S34, inox		1	1	

34MM SYSTEMS






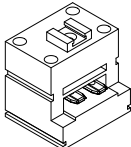
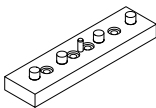
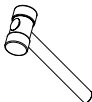

AIR B–PROFILES AND FITTINGS

drawing	art. no.	description		length	packing unit	unit
	10.06.296	end cap 60mm wall conn.profile	left, silver, air S34		1	1
	10.06.297		right, silver, air S34		1	1
	10.06.281		left, d.bronze, air S34		1	1
	10.06.282		right, d.bronze, air S34		1	1
	10.06.298		left, white, air S34		1	1
	10.06.299		right, white, air S34		1	1
	10.06.285		left, black mat, air S34		1	1
	10.06.286		right, black mat, air S34		1	1
	10.06.283		left, inox, air S34		1	1
	10.06.284		right, inox, air S34		1	1
	10.06.060	synchro fitting set	air		1	1
	10.06.241	end cap 80mm top track insert	air S34, silver		1	1
	10.06.242		air S34, dark bronze		1	1
	10.06.243		air S34, black		1	1
	10.06.244		air S34, white		1	1
	10.06.245		air s34, inox		1	1
	10.06.251	end cap 80mm wall conn.profile	left, silver, air S34		1	1
	10.06.252		right, silver, air S34		1	1
	10.06.253		left, d.bronze, air S34		1	1
	10.06.254		right, d.bronze, air S34		1	1
	10.06.257		left, white, air S34		1	1
	10.06.258		right, white, air S34		1	1
	10.06.255		left, black, air S34		1	1
	10.06.256		right, black, air S34		1	1
	10.06.259		left, inox, air S34		1	1
	10.06.260		right, inox, air S34		1	1
	10.06.271	end cap 80mm wall+dist.profile	left, silver, air S34		1	1
	10.06.272		right, silver, air S34		1	1
	10.06.273		left, d.bronze, air S34		1	1
	10.06.274		right, d.bronze, air S34		1	1
	10.06.277		left, white, air S34		1	1
	10.06.278		right, white, air S34		1	1
	10.06.275		left, black, air S34		1	1
	10.06.276		right, black, air S34		1	1
	10.06.279		left, inox, air S34		1	1
	10.06.280		right, inox, air S34		1	1
Fittings for sliding doors AIR B with SDB						
	10.07.012	frame screws 6,3 x 32mm	stainless steel		500	100
	10.06.300	top roller SDB	air		1	1
	10.06.020	pick up element, adjustable	air "B"		1	1
	10.06.033	ground plate with bearing	air S34 / air S1200, galvan.		1	1
	10.06.036		air S34 / air S1200, dark		1	1
	10.06.034	ground plate with roller	air S34 / air S1200		1	1
	10.06.035	distance plate	air S34 / air S1200, galvan.		10	1
	10.06.037		air S34 / air S1200, dark		10	1
	10.06.061	synchro fitting air-b with SDB			1	1

drawing	art. no.	description		length	packing unit	unit
    	10.06.360	stopper f. top roller with SDB	air		1	1
	10.06.022	wall outlet with guiding	air, S34		1	1
	10.07.088	screw for wall conn. profile	M6 x 16mm		1	100
	10.07.089	nut for wall conn. profile			1	100
	10.06.350	allen screw M3x5	door drive/AIR-B SDB/Wing Door		1	100
	10.06.365	sliding door brake air	incl. screws + nuts, w/o logo		1	1
Gaskets and brushes						
	10.07.031	4mm gasket all series	transparent		100	100
	10.07.032	5mm gasket all series	transparent		100	100
	10.07.033	6mm gasket all series	transparent		100	100
	10.07.029	7mm gasket all series	transparent		100	100
	10.07.034	8mm gasket all series	transparent		100	100
	10.07.131	4mm gasket all series	dark		100	100
	10.07.133	6mm gasket all series	dark		100	100
	10.07.129	7mm gasket all series	dark		100	100
	10.07.134	8mm gasket all series	dark		100	100
	10.07.020	dust excluding brush gray	full roll		250	100
	10.07.023		2,6m, incl. 2 x 10.01.039		1	1
	10.07.024		3,0m, incl. 2 x 10.01.039		1	1
	10.07.021		5,0m, incl. 2 x 10.01.039		1	1
	10.07.120	dust excluding brush white	full roll		250	100
	10.07.123		2,6m, incl. 2 x 10.01.039		1	1
	10.07.124		3,0m, incl. 2 x 10.01.039		1	1
	10.07.121		5,0m, incl. 2 x 10.01.039		1	1
	10.07.220	dust excluding brush black	full roll		250	100
	10.07.223		2,6m, incl. 2 x 10.01.039		1	1
	10.07.224		3,0m, incl. 2 x 10.01.039		1	1
	10.07.221		5,0m, incl. 2 x 10.01.039		1	1
	10.07.320	dust excluding brush beige	full roll		250	100
	10.07.323		2,6m, incl. 2 x 10.01.039		1	1
	10.07.324		3,0m, incl. 2 x 10.01.039		1	1
	10.07.321		5,0m, incl. 2 x 10.01.039		1	1
	10.07.335	dust excluding brush darkbrown	full roll		250	100
	10.07.337		2,6m, incl. 2 x 10.01.039		1	1
	10.07.338		3,0m, incl. 2 x 10.01.039		1	1
	10.07.336		5,0m, incl. 2 x 10.01.039		1	1
  	10.01.039	bracket for dust excluding	brush		100	100
	10.26.070	dust seal gray, self-adhesive	full roll		100	100
	10.26.071		2,8m		1	1
	10.07.620	dust seal gray, insert	for stile S230, full roll		200	1
	10.07.621		for stile S230, 2,8m		1	1
	10.07.622		for stile S230, 3,5m		1	1

34MM SYSTEMS

AIR B–PROFILES AND FITTINGS

drawing	art. no.	description		length	packing unit	unit	
Plugs							
	10.07.051	plugs for punching holes	silver		500	100	
	10.07.052		gold		500	100	
	10.07.053		light bronze		500	100	
	10.07.064		dark bronze		500	100	
	10.07.055		white		500	100	
	10.07.056		black		500	100	
	10.07.050		inox		500	100	
	10.07.351	plugs for dividing rails 28mm	silver		500	100	
	10.07.352		gold		500	100	
	10.07.364		dark bronze		500	100	
	10.07.353		light bronze		500	100	
	10.07.355		white		500	100	
	10.07.356		black		500	100	
	10.07.350		inox		500	100	
Handles							
	10.01.893	handle square flat, 40x115mm	silver lacquered		1	1	
	10.01.896		white lacquered		1	1	
	10.01.897		black lacquered		1	1	
	10.01.093	handle square 40x115mm	silver lacquered		1	1	
	10.01.102		light bronze lacquered		1	1	
	10.01.103		gold lacquered		1	1	
	10.01.104		white lacquered		1	1	
	10.01.105		black mat lacquered		1	1	
	10.01.113		inox lacquered		1	1	
Additional equipment							
	25.12.042	double side tape f. div.rail	18mm+corner prof.S751,15mmx50m		1	1	
	25.12.066		18mm, black, 15mmx50m		1	1	
	25.12.045	double side tape f. div. rail	28mm, 25mm x 50m		1	1	
	25.12.065		28mm, black, 25mm x 50m		1	1	
	30.11.041	punching tool S230			1	1	
	30.11.019	punching tool S300	BH912100		1	1	
	30.11.020	punching tool S640	BH912300		1	1	
	30.11.021	punching tool S653/S753	BH911700		1	1	
	30.14.001	drilling template all series			1	1	
	30.12.020	punching machine	hydropneumatic DYNO 6		1	1	
	30.14.030	plastic hammer, white	size 3, 70x120mm		1	1	
	30.15.020	grind rubber	grain size 120		1	1	
	30.15.010	grind rubber	grain size 240		1	1	