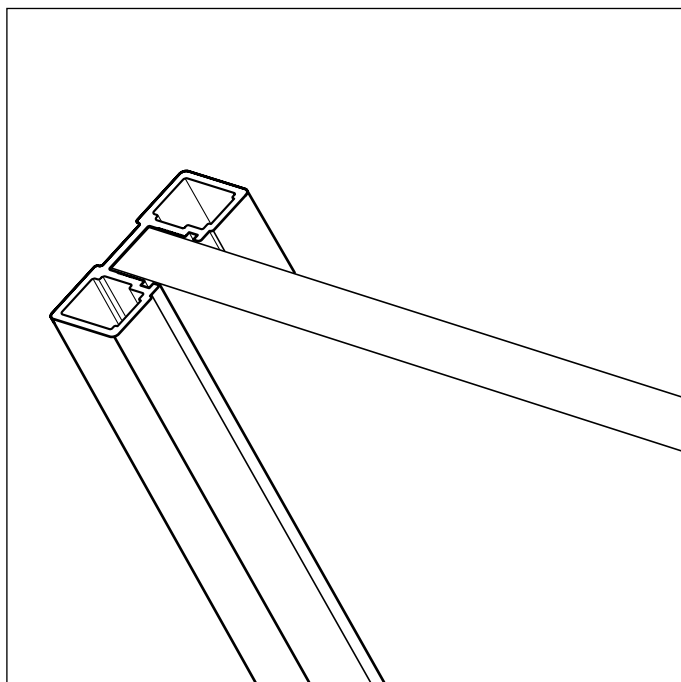


# EXPORT PRICE LIST 2019

S150



Valid from 1<sup>st</sup> November 2019

## **SYSTEM 34MM**

### **S150**

- 3\_ Overview
- 4\_ Condensed price list
- 5\_ Explosion drawing
- 6\_ Profiles and fittings

### **S150 AIR B**

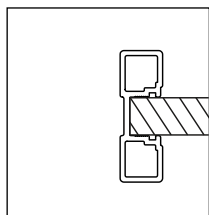
- 14\_ Explosion drawing
- 15\_ Profiles and fittings

### **Important information**

- 23\_ Transport damages
- Generals remarks

# S150

## OVERVIEW



### S150

Art. No.: 18.21.xxx

Range of application									
	Sliding door	Folding door	Hinge door	AIR A	AIR B	AIR B SDB	Angle door	Corner solution	SDB
S150	X				X	X		X	X

Available surfaces	Anodized			Powder coated					
	Silver	Gold	Light Bronze	White			Black mat		
S150	X	X	X	X			X		

x possible

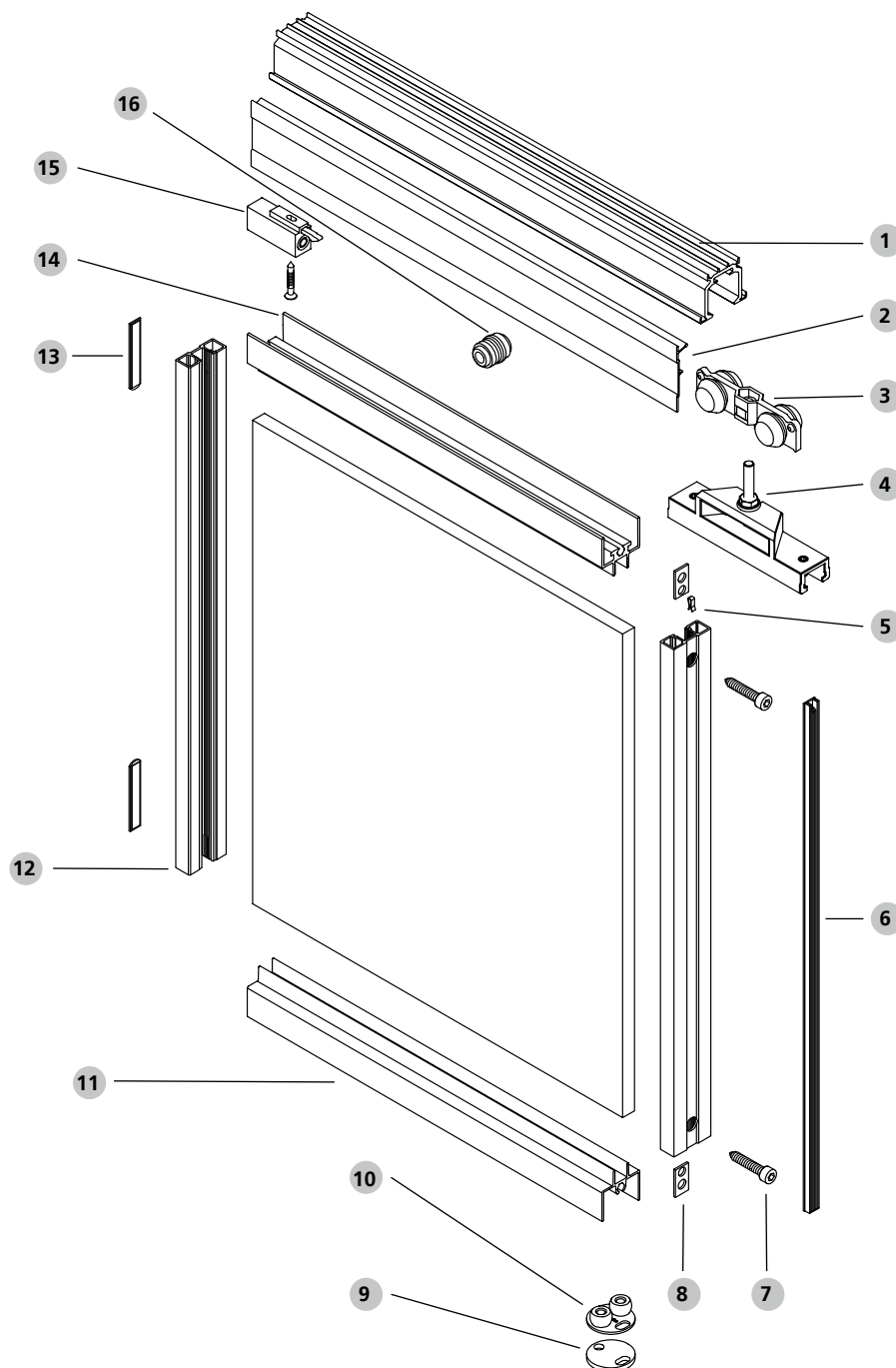
# EXPLOSION DRAWING 34MM SYSTEMS

## SLIDING DOOR S150 AIR B

**Maximum size (W x H):** 1200 x 2750 mm

**Minimum size (W x H):** 500 x 700 mm














**Element weight:** max. 60 kg



- |          |           |                                     |           |           |   |
|----------|-----------|-------------------------------------|-----------|-----------|---|
| <b>1</b> | 17.55.0xx | Top track insert for system AIR S34 | <b>9</b>  | 10.06.035 | Distance plate S34mm AIR S34 / AIR S1200      |
| <b>2</b> | 14.50.0xx | Cover for insert profile AIR        | <b>10</b> | 10.06.033 | Ground plate with bearing AIR S34 / AIR S1200 |
| <b>3</b> | 10.06.200 | Top roller AIR                      | <b>11</b> | 17.14.0xx | Bottom rail system AIR S34                    |
| <b>4</b> | 10.06.020 | Pick up element, adjustable         | <b>12</b> | 18.21.0xx | Stile S150                                    |
| <b>5</b> | 10.01.039 | Bracket for dust excluding brush    | <b>13</b> | 10.07.0xx | Plug for punching hole                        |
| <b>6</b> | 10.07.xxx | Dust excluding brush                | <b>14</b> | 17.12.0xx | Top rail AIR S34                              |
| <b>7</b> | 10.07.012 | Frame screw 6,3 x 32mm              | <b>15</b> | 10.05.017 | Stopper for top roller AIR                    |
| <b>8</b> | 27.01.070 | Reinforcement for punching holes    | <b>16</b> | 10.05.030 | Brake for top rollers                         |























# 34MM SYSTEMS
















## S150 AIR B – PROFILES AND FITTINGS

drawing	art. no.	description		length	packing unit	unit			
Stiles									
	18.21.022	stile S150	silver (EV1)	5600	8	1			
	18.21.032		gold (EV3)	5600	8	1			
	18.21.042		light bronze (C32)	5600	8	1			
	18.21.063		white (RAL9016)	5600	8	1			
	18.21.066		black mat	5600	8	1			
Rails									
	17.12.020	top rail S34 air	silver (EV1)	5000	8	1			
	17.12.030		gold (EV3)	5000	8	1			
	17.12.040		light bronze (C32)	5000	8	1			
	17.12.060		white (RAL9016)	5000	8	1			
	17.12.065		black mat	5000	8	1			
	17.14.020	bottom rail S34 air	silver (EV1)	5000	8	1			
	17.14.030		gold (EV3)	5000	8	1			
	17.14.040		light bronze (C32)	5000	8	1			
	17.14.060		white (RAL9016)	5000	8	1			
	17.14.065		black mat	5000	8	1			
Dividing rails									
	26.22.020	dividing rail 18mm	silver (EV1)	5000	8	1			
	26.22.030		gold (EV3)	5000	8	1			
	26.22.040		light bronze (C32)	5000	8	1			
	26.22.060		white (RAL9016)	5000	8	1			
	26.22.065		black mat	5000	8	1			
	26.33.020	dividing rail glued, 18mm	silver (EV1)	5000	8	1			
	26.33.030		gold (EV3)	5000	8	1			
	26.33.040		light bronze (C32)	5000	8	1			
	26.33.060		white (RAL9016)	5000	8	1			
	26.33.065		black mat	5000	8	1			
Tracks									
	17.55.020	top track insert S34 air	silver (EV1)	5000	8	1			
		14.50.020	cover profile, 60mm	silver (EV1)	5000	8	1		
		14.50.030		gold (EV3)	5000	8	1		
		14.50.040		light bronze (C32)	5000	8	1		
		14.50.060		white (RAL9016)	5000	8	1		
14.50.065		black mat		5000	8	1			
	17.56.020	top track ins. for AIR S34 SDB	silver (EV1)	5000	8	1			
		14.52.020	cover profile, 80mm	silver (EV1)	5000	8	1		
		14.52.030		gold (EV3)	5000	8	1		
		14.52.040		light bronze (C32)	5000	8	1		
		14.52.060		white (RAL9016)	5000	8	1		
14.52.065		black mat		5000	8	1			
	14.59.020	cover/mid.ins.prof.air 80mm SDB	silver (EV1)	5000	8	1			
		17.54.020	wall conn. profile S34 air	silver (EV1)	5000	8	1		
			10.07.088	screw for wall conn. profile	M6 x 16mm		1	100	
				10.07.089	nut for wall conn. profile			1	100

# 34MM SYSTEMS






## S150 AIR B – PROFILES AND FITTINGS

drawing	art. no.	description		length	packing unit	unit	
Wall connection profiles and fittings							
	15.43.020	ground profile wall connection	silver (EV1)	5600	8	1	
	15.44.020	cover profile wall connection	silver (EV1)	5600	8	1	
	10.07.084	adjusting screw M10 x 25mm	adjustable from 22-30mm		250	100	
	10.07.085	adjusting screw M10 x 16mm	adjustable from 20-27mm		400	100	
	15.47.020	wall conn. single, variable	silver	5600	8	1	
	15.40.020	ground profile wall connection	silver (EV1	5600	8	1	
	15.40.060		white (RAL9016)	5600	8	1	
	15.40.065		black mat	5600	8	1	
	15.42.020	cover profile wall connection	silver (EV1	5600	8	1	
	15.42.060		white (RAL9016)	5600	8	1	
	15.42.065		black mat	5600	8	1	
	12.22.022	dividing rail S42 glued,12mm	silver (EV1)	5600	8	1	
	12.22.060		white (RAL9016)	5000	8	1	
	12.22.066		black mat	5600	8	1	
	10.01.090	plastic wedge			1	1	
Fittings for sliding doors AIR							
	27.01.070	reinforcement f.punching holes	21,5mm		1	1	
	10.07.012	frame screws 6,3 x 32mm	stainless steel		500	100	
	10.06.200	top roller	air		1	1	
	10.06.020	pick up element, adjustable	air „B“		1	1	
	10.06.033	ground plate with bearing	air S34 / air S1200, galvan.		1	1	
	10.06.034	ground plate with roller	air S34 / air S1200		1	1	
	10.06.035	distance plate	air S34 / air S1200, galvan.		10	1	
	10.05.017	stopper for top roller	air		1	1	
	10.05.060	stopper for top roller	air w/o brake		1	1	
	10.05.030	brake for top roller	air		1	1	
	10.06.022	wall outlet with guiding	air, S34		1	1	
	10.07.088	screw for wall conn. profile	M6 x 16mm		1	100	
	10.07.089	nut for wall conn. profile			1	100	
	10.05.290	connector for end cap	air		1	1	
	10.06.291	end cap 60mm top track insert	air S34, silver		1	1	
	10.06.292		air S34, white		1	1	
	10.06.294		air S34, black		1	1	



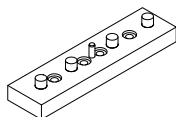
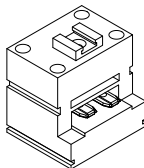

drawing	art. no.	description		length	packing unit	unit
	10.06.296	end cap 60mm wall conn.profile	left, silver, air S34		1	1
	10.06.297		right, silver, air S34		1	1
	10.06.298		left, white, air S34		1	1
	10.06.299		right, white, air S34		1	1
	10.06.285		left, black mat, air S34		1	1
	10.06.286		right, black mat, air S34		1	1
	10.06.060	synchro fitting set	air		1	1
<b>Fittings for sliding doors AIR B with SDB</b>						
	27.01.070	reinforcement f.punching holes	21,5mm			
	10.07.012	frame screws 6,3 x 32mm	stainless steel		500	100
	10.06.300	top roller SDB	air		1	1
	10.06.020	pick up element, adjustable	air "B"		1	1
	10.06.033	ground plate with bearing	air S34 / air S1200, galvan.		1	1
	10.06.034	ground plate with roller	air S34 / air S1200		1	1
	10.06.035	distance plate	air S34 / air S1200, galvan.		10	1
	10.06.061	synchro fitting air-b with SDB			1	1
	10.06.360	stopper f. top roller with SDB	air		1	1
	10.06.022	wall outlet with guiding	air, S34		1	1
	10.07.088	screw for wall conn. profile	M6 x 16mm		1	100
	10.07.089	nut for wall conn. profile			1	100
	10.06.350	allen screw M3x5	door drive/AIR-B SDB/Wing Door		1	100
	10.06.365	sliding door brake air	incl. screws + nuts, w/o logo		1	1
	10.06.241	end cap 80mm top track insert	air S34, silver		10	1
	10.06.244		air S34, white		10	1
	10.06.243		air S34, black		10	1
	10.06.251	end cap 80mm wall conn.profile	left, silver, air S34		10	1
	10.06.252		right, silver, air S34		10	1
	10.06.257		left, white, air S34		10	1
	10.06.258		right, white, air S34		10	1
	10.06.255		left, black, air S34		10	1
	10.06.256		right, black, air S34		10	1

# 34MM SYSTEMS

## S150 AIR B – PROFILES AND FITTINGS

drawing	art. no.	description		length	packing unit	unit
	10.06.271	end cap 80mm wall+dist.profile	left, silver, air S34		10	1
	10.06.272		right, silver, air S34		10	1
	10.06.277		left, white, air S34		10	1
	10.06.278		right, white, air S34		10	1
	10.06.275		left, black, air S34		10	1
	10.06.276		right, black, air S34		10	1
<b>Gaskets and brushes</b>						
	10.07.031	4mm gasket all series	transparent		100	100
	10.07.032	5mm gasket all series	transparent		100	100
	10.07.033	6mm gasket all series	transparent		100	100
	10.07.029	7mm gasket all series	transparent		100	100
	10.07.034	8mm gasket all series	transparent		100	100
	10.07.131	4mm gasket all series	dark		100	100
	10.07.133	6mm gasket all series	dark		100	100
	10.07.129	7mm gasket all series	dark		100	100
	10.07.134	8mm gasket all series	dark		100	100
	10.07.020	dust excluding brush gray	full roll		250	100
	10.07.023		2,6m, incl. 2 x 10.01.039		1	1
	10.07.024		3,0m, incl. 2 x 10.01.039		1	1
	10.07.021		5,0m, incl. 2 x 10.01.039		1	1
	10.07.120	dust excluding brush white	full roll		250	100
	10.07.123		2,6m, incl. 2 x 10.01.039		1	1
	10.07.124		3,0m, incl. 2 x 10.01.039		1	1
	10.07.121		5,0m, incl. 2 x 10.01.039		1	1
	10.07.220	dust excluding brush black	full roll		250	100
	10.07.223		2,6m, incl. 2 x 10.01.039		1	1
	10.07.224		3,0m, incl. 2 x 10.01.039		1	1
	10.07.221		5,0m, incl. 2 x 10.01.039		1	1
	10.07.320	dust excluding brush beige	full roll		250	100
	10.07.323		2,6m, incl. 2 x 10.01.039		1	1
	10.07.324		3,0m, incl. 2 x 10.01.039		1	1
	10.07.321		5,0m, incl. 2 x 10.01.039		1	1
	10.07.335	dust excluding brush darkbrown	full roll		250	100
	10.07.337		2,6m, incl. 2 x 10.01.039		1	1
	10.07.338		3,0m, incl. 2 x 10.01.039		1	1
	10.07.336		5,0m, incl. 2 x 10.01.039		1	1
 	10.01.039	bracket for dust excluding	brush		100	100
	10.26.070	dust seal gray, self-adhesive	full roll		100	100
	10.26.071		2,8m		1	1



drawing	art. no.	description		length	packing unit	unit	
Plugs							
	10.07.051	plugs for punching holes	silver		500	100	
	10.07.052		gold		500	100	
	10.07.053		light bronze		500	100	
	10.07.055		white		500	100	
	10.07.056		black		500	100	
Additional equipment							
	25.12.042	double side tape f. div.rail	18mm+corner prof.S751,15mmx50m		1	1	
	25.12.066		18mm, black, 15mmx50m		1	1	
	25.12.045	double side tape f. div. rail	28mm, 25mm x 50m		1	1	
	25.12.065		28mm, black, 25mm x 50m		1	1	
	30.14.001	drilling template all series	except: S26/S1200/S777		1	1	
	30.11.037	punching tool S150	6BH091005		1	1	
	30.12.020	punching machine	hydropneumatic DYNO 6		1	1	
	30.14.030	plastic hammer, white	size 3, 70x120mm		1	1	
	30.15.020	grind rubber	grain size 120		1	1	
	30.15.010		grain size 240		1	1	