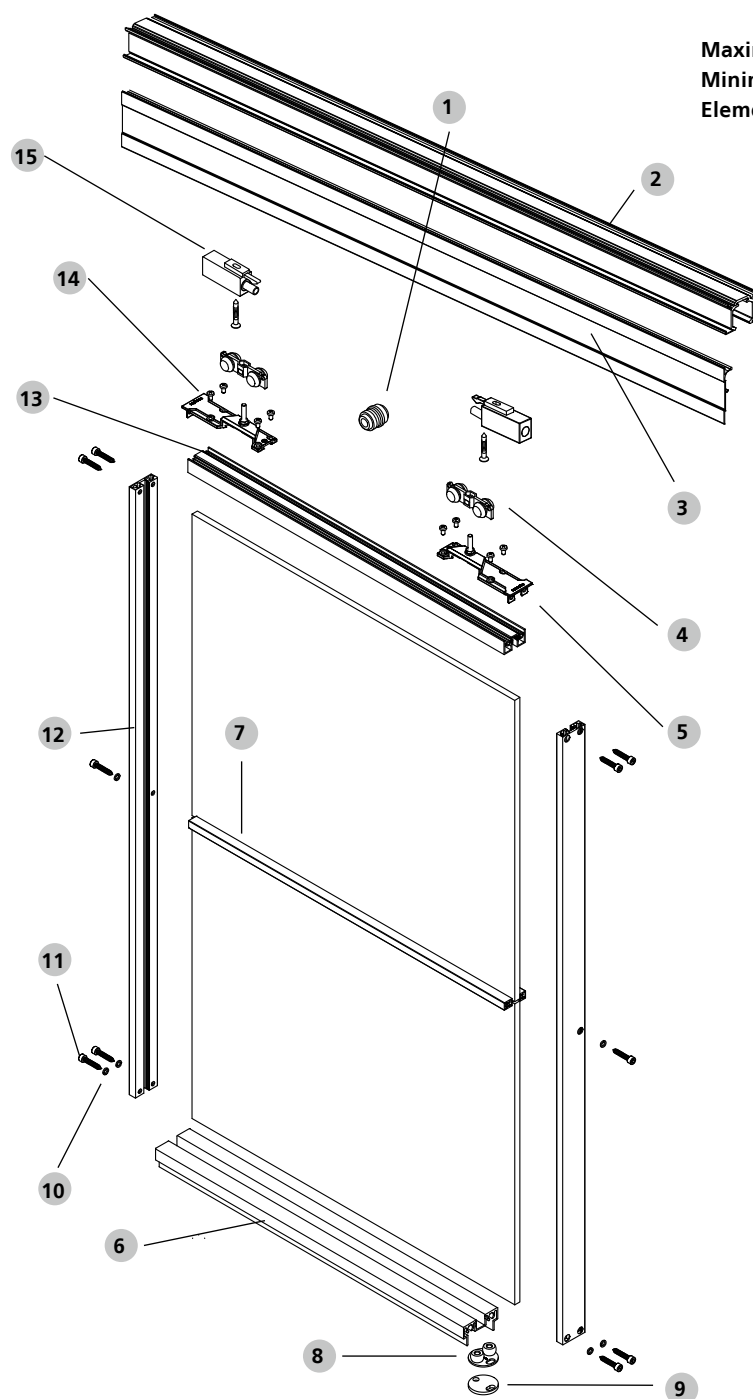


EXPLOSION DRAWING 42MM SYSTEMS

SLIDING DOOR S1200 AIR B



Maximum size (W x H): 1400 x 3100 mm







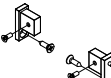



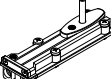
Minimum size (W x H): 500 x 700 mm

Element weight: max. 60 kg

- | | | | | | |
|---|-----------|---|----|-----------|-----------------------------------|
| 1 | 10.05.030 | Brake for top roller | 9 | 10.06.035 | Distance plate AIR 34 / AIR S1200 |
| 2 | 14.55.0xx | Top track insert AIR | 10 | 10.07.215 | Washer for frame screw |
| 3 | 14.50.0xx | Cover for insert profile for AIR | 11 | 10.07.xxx | Frame screw 6.3 x 32 mm |
| 4 | 10.06.200 | Top roller AIR | 12 | 12.01.0xx | Stile S1200 |
| 5 | 10.06.024 | Pick up element S1200 right | 13 | 12.42.0xx | Top rail S1200 AIR |
| 6 | 12.24.0xx | Bottom rail S1200 for AIR | 14 | 10.06.023 | Pick up element S1200 left |
| 7 | 12.20.0xx | Dividing rail 12mm | 15 | 10.05.017 | Stopper for top roller AIR |
| 8 | 10.06.033 | Grpund plate with bearing AIR S34 / AIR S1200 | | | |















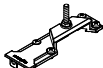


42MM SYSTEMS

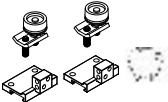












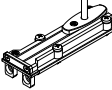


S1200 AIR – PROFILES AND FITTINGS

drawing	art. no.	description		length	packing unit	unit	
Stiles							
	12.01.022	stile S1200	silver (EV1)	5600	8	1	
	12.01.042		light bronze (C32)	5600	8	1	
	12.01.052		dark bronze (C34)	5600	8	1	
	12.01.063		white (RAL9016)	5600	8	1	
	12.01.066		black mat	5600	8	1	
Rails							
	12.42.020	top rail S1200 air	silver (EV1)	5000	8	1	
	12.42.040		light bronze (C32)	5000	8	1	
	12.42.050		dark bronze (C34)	5000	8	1	
	12.42.060		white (RAL9016)	5000	8	1	
	12.42.065		black mat	5000	8	1	
	12.26.020	bottom rail S1200 air	silver (EV1)	5000	8	1	
	12.26.040		light bronze (C32)	5000	8	1	
	12.26.050		dark bronze (C34)	5000	8	1	
	12.26.060		white (RAL9016)	5000	8	1	
	12.26.065		black mat	5000	8	1	
Dividing rails							
	12.20.020	dividing rail 12mm	silver (EV1)	5000	8	1	
	12.20.040		light bronze (C32)	5000	8	1	
	12.20.050		dark bronze (C34)	5000	8	1	
	12.20.060		white (RAL9016)	5000	8	1	
	12.20.065		black mat	5000	8	1	
	12.22.022	dividing rail S42 glued, 12mm	silver (EV1)	5600	8	1	
	12.22.040		light bronze (C32)	5000	8	1	
	12.22.052		dark bronze (C34)	5600	8	1	
	12.22.060		white (RAL9016)	5000	8	1	
	12.22.066		black mat	5600	8	1	
	14.22.020	stabilization rail	silver (EV1)	5000	1	1	
	14.22.040		light bronze (C32)	5000	1	1	
	14.22.050		dark bronze (C34)	5000	1	1	
	14.22.060		white (RAL 9016)	5000	1	1	
	14.22.065		black mat	5000	1	1	
	10.04.121	connect. f. stabilization rail	nickel mat		1	1	
	10.04.122		nickel black		1	1	
Fittings for sliding door AIR A S1200							
	10.07.012	frame screws 6,3 x 32mm	stainless steel		500	100	
	10.07.211		light bronze		50	100	
	10.07.213		black oxidized		50	100	
	10.07.214		silver mat		50	100	
	10.07.212		white head		50	100	
	10.07.215	washer for frame screw	(dividing rail), steel		1	1	
	10.06.200	top roller	air		1	1	
	10.06.027	pick up element S1200	air A, nickel mat		1	1	
	10.06.028		air A, nickel black		1	1	

42MM SYSTEMS










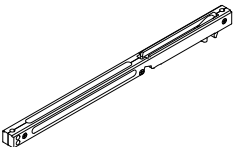




S1200 AIR – PROFILES AND FITTINGS



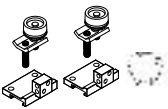









drawing	art. no.	description		length	packing unit	unit
	10.06.033	ground plate with bearing	air S34 / air S1200, galvan.		1	1
	10.06.036		air S34 / air S1200, dark		1	1
	10.06.035	distance plate	air S34 / air S1200, galvan.		10	1
	10.06.037		air S34 / air S1200, dark		10	1
	10.05.017	stopper for top roller	air		1	1
	10.05.060	stopper for top roller	air w/o brake		1	1
	10.05.030	brake for top roller	air		1	1
	10.07.081	screw for wall connection	profile air		100	100
	10.07.082	nut for wall connection	profile air		300	100
	10.05.290	connector for end cap	air		1	1
	10.05.291	end cap 60mm top track insert	air S42, silver		1	1
	10.05.281		air S42, dark bronze		1	1
	10.05.391		air S42, white		1	1
	10.05.293		air S42, black mat		1	1
	10.05.296	end cap 60mm wall conn. profile	left, silver(EV1), air S42		1	1
	10.05.297		right, silver(EV1), air S42		1	1
	10.05.286		left, dark bronze, air S42		1	1
	10.05.287		right, dark bronze, air S42		1	1
	10.05.396		left, white, air S42		1	1
	10.05.397		right, white, air S42		1	1
	10.05.298		left, black mat, air S42		1	1
	10.05.299		right, black mat, air S42		1	1
	10.05.015	stopper for top roller	with positioning, air		1	1
Fittings for sliding door AIR B S1200						
	10.07.012	frame screws 6,3 x 32mm	stainless steel		500	100
	10.07.211		light bronze		50	100
	10.07.213		black oxidized		50	100
	10.07.214		silver mat		50	100
	10.07.212		white head		50	100
	10.07.215	washer for frame screw	(dividing rail), steel		1	1
	10.06.200	top roller	air		1	1
	10.06.023	pick up element S1200, left	air B		1	1
	10.06.024	pick up element S1200, right	air B		1	1
	10.06.033	ground plate with bearing	air S34 / air S1200, galvan.		1	1
	10.06.036		air S34 / air S1200, dark		1	1
	10.06.035	distance plate	air S34 / air S1200, galvan.		10	1
	10.06.037		air S34 / air S1200, dark		10	1

drawing	art. no.	description		length	packing unit	unit
	10.06.065	synchro fitting	S1200 AIR		1	1
	10.05.017	stopper for top roller	air		1	1
	10.05.060	stopper for top roller	air w/o brake		1	1
	10.05.030	brake for top roller	air		1	1
	10.07.081	screw for wall connection	profile air		100	100
	10.07.082	nut for wall connection	profile air		300	100
	10.05.290	connector for end cap	air		1	1
	10.05.291	end cap 60mm top track insert	air S42, silver		1	1
	10.05.281		air S42, dark bronze		1	1
	10.05.391		air S42, white		1	1
	10.05.293		air S42, black mat		1	1
	10.05.296	end cap 60mm wall conn. profile	left, silver(EV1), air S42		1	1
	10.05.297		right, silver(EV1), air S42		1	1
	10.05.286		left, dark bronze, air S42		1	1
	10.05.287		right, dark bronze, air S42		1	1
	10.05.396		left, white, air S42		1	1
	10.05.397		right, white, air S42		1	1
	10.05.298		left, black mat, air S42		1	1
	10.05.299		right, black mat, air S42		1	1
	10.05.015	stopper for top roller	with positioning, air		1	1
Fittings for sliding door Air A S1200 with SDB						
	10.07.012	frame screws 6,3 x 32mm	stainless steel		500	100
	10.07.211		light bronze		50	100
	10.07.213		black oxidized		50	100
	10.07.214		silver mat		50	100
	10.07.212		white head		50	100
	10.07.215	washer for frame screw	(dividing rail), steel		1	1
	10.06.300	top roller SDB	air		1	1
	10.06.027	pick up element S1200	air A, nickel mat		1	1
	10.06.028		air A, nickel black		1	1
	10.06.033	ground plate with bearing	air S34 / air S1200, galvan.		1	1
	10.06.036		air S34 / air S1200, dark		1	1
	10.06.035	distance plate	air S34 / air S1200, galvan.		10	1
	10.06.037		air S34 / air S1200, dark		10	1

42MM SYSTEMS



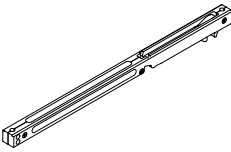






S1200 AIR – PROFILES AND FITTINGS

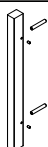
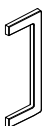

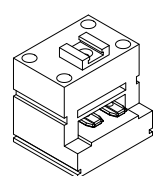
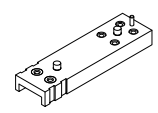

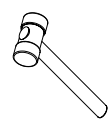

drawing	art. no.	description		length	packing unit	unit
	10.05.017	stopper for top roller	air		1	1
	10.06.360	stopper f. top roller with SDB	air		1	1
	10.06.407	screw M5x10			1	100
	10.07.089	nut for wall conn. profile			1	100
	10.05.290	connector for end cap	air		1	1
	10.06.391	end cap 80mm top track insert	air S42 w.SDB, silver		1	1
	10.06.381		air S42 w.SDB, dark bronze		1	1
	10.06.395		air S42 w.SDB, white		1	1
	10.06.394		air S42 w.SDB, black		1	1
	10.06.396	end cap 80mm wall conn. profile	left, silver (EV1), air S42		1	1
	10.06.397		right, silver (EV1), air S42		1	1
	10.06.386		left, dark bronze, air S42		1	1
	10.06.387		right, dark bronze, air S42		1	1
	10.06.400		left, white, air S42		1	1
	10.06.401		right, white, air S42		1	1
	10.06.398		left, black, air S42		1	1
	10.06.399		right, black, air S42		1	1
	10.06.392	end cap 80mm wall+dist. profile	left, silver (EV1), air S42		1	1
	10.06.393		right, silver (EV1), air S42		1	1
	10.06.382		left, dark bronze, air S42		1	1
	10.06.383		right, dark bronze, air S42		1	1
	10.06.402		left, white, air S42		1	1
	10.06.403		right, white, air S42		1	1
	10.06.389		left, black, air S42		1	1
	10.06.390		right, black, air S42		1	1
	10.06.350	allen screw M3x5	door drive / AIR-B SDB		1	100
	10.06.365	sliding door brake air	incl. screws + nuts, w/o logo		1	1
Fittings for sliding door Air B S1200 with SDB						
	10.07.012	frame screws 6,3 x 32mm	stainless steel		500	100
	10.07.211		light bronze		50	100
	10.07.213		black oxidized		50	100
	10.07.214		silver mat		50	100
	10.07.212		white head		50	100
	10.07.215	washer for frame screw	(dividing rail), steel		1	1
	10.06.300	top roller SDB	air		1	1
	10.06.023	pick up element S1200, left	air B		1	1
	10.06.024		air B		1	1

drawing	art. no.	description		length	packing unit	unit		
	10.06.033	ground plate with bearing	air S34 / air S1200, galvan.		1	1		
	10.06.036		air S34 / air S1200, dark		1	1		
	10.06.035	distance plate	air S34 / air S1200, galvan.		10	1		
	10.06.037		air S34 / air S1200, dark		10	1		
	10.06.066	synchro fitting	S1200 air with SDB		1	1		
	10.06.360	stopper f. top roller with SDB	air		1	1		
	10.06.407	screw M5x10			1	100		
	10.07.089	nut for wall conn. profile			1	100		
	10.05.290	connector for end cap	air		1	1		
	10.06.391	end cap 80mm top track insert	air S42 w.SDB, silver		1	1		
	10.06.381		air S42 w.SDB, dark bronze		1	1		
	10.06.394		air S42 w.SDB, black		1	1		
	10.06.395		air S42 w.SDB, white		1	1		
	10.06.411	end cap 80mm top track insert	air S42 straight, silver		1	1		
	10.06.412		air S42 straight, dark bronze		1	1		
	10.06.413		air S42 straight, black		1	1		
	10.06.414		air S42 straight, white		1	1		
	10.06.396	end cap 80mm wall conn.profile	left, silver (EV1), air S42		1	1		
	10.06.397		right, silver (EV1), air S42		1	1		
	10.06.386		left, dark bronze, air S42		1	1		
	10.06.387		right, dark bronze, air S42		1	1		
	10.06.400		left, white, air S42		1	1		
	10.06.401		right, white, air S42		1	1		
	10.06.398		left, black, air S42		1	1		
	10.06.399		right, black, air S42		1	1		
	10.06.421	end cap 80mm wall conn.profile	left, silver, air S42 straight		1	1		
	10.06.422		right, silver, air S42 straight		1	1		
	10.06.423		left, d.bronze, air S42 straight		1	1		
	10.06.424		right, d.bronze, air S42 straight		1	1		
	10.06.427		left, white, air S42 straight		1	1		
	10.06.428		right, white, air S42 straight		1	1		
	10.06.425		left, black, air S42 straight		1	1		
	10.06.426		right, black, air S42 straight		1	1		
	10.06.392	end cap 80mm wall+dist.profile	left, silver (EV1), air S42		1	1		
	10.06.393		right, silver (EV1), air S42		1	1		
	10.06.382		left, dark bronze, air S42		1	1		
	10.06.383		right, dark bronze, air S42		1	1		
	10.06.402		left, white, air S42		1	1		
	10.06.403		right, white, air S42		1	1		
	10.06.389		left, black, air S42		1	1		
	10.06.390		right, black, air S42		1	1		

42MM SYSTEMS



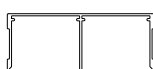


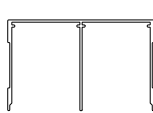







S1200 AIR – PROFILES AND FITTINGS

drawing	art. no.	description		length	packing unit	unit
	10.06.441	end cap 80mm wall+dist.profile	left, silver, air S42 straight		1	1
	10.06.442		right, silver,air S42 straight		1	1
	10.06.443		left,d.bronze,air S42 straight		1	1
	10.06.444		right,d.bronze,air S42 straight		1	1
	10.06.447		left, white, air S42 straight		1	1
	10.06.448		right, white,air S42 straight		1	1
	10.06.445		left, black, air S42 straight		1	1
	10.06.446		right, black, air S42 straight		1	1
	10.06.350	allen screw M3x5	AIR-B SDB		1	100
	10.06.365	sliding door brake air	incl. screws + nuts, w/o logo		1	1
Gaskets						
	10.07.031	4mm gasket all series	transparent		100	100
	10.07.032	5mm gasket all series	transparent		100	100
	10.07.033	6mm gasket all series	transparent		100	100
	10.07.029	7mm gasket all series	transparent		100	100
	10.07.034	8mm gasket all series	transparent		100	100
	10.07.131	4mm gasket all series	dark		100	100
	10.07.133	6mm gasket all series	dark		100	100
	10.07.129	7mm gasket all series	dark		100	100
	10.07.134	8mm gasket all series	dark		100	100
	10.07.042	4mm gasket for dividing rail	S1200, transparent		200	100
	10.07.142		S1200, dark		200	100
Plugs						
	20.08.566	bump stop	transparent, 10 x 1,5mm		100	100
	20.08.562	plugs for drilling holes 13mm	silver		20	1
	20.08.563		black mat		20	1
	20.08.564		light bronze		20	1
	20.08.565		white		20	1
Handles for S1200						
	10.01.911	handle rectangular,self-adhes.	silver anodized		1	1
	10.01.912		light bronze lacquered		1	1
	10.01.913		dark bronze lacquered		1	1
	10.01.914		white lacquered		1	1
	10.01.915		black mat lacquered		1	1
	10.01.909	lenshead screw	M4 x 14mm		100	100

drawing	art. no.	description		length	packing unit	unit	
	10.01.941	handle rectang. (backside) for	walk-through, silver anodized		1	1	
	10.01.942		walk-through, l-bronze lacq.		1	1	
	10.01.943		walk-through, d- bronze lacq.		1	1	
	10.01.944		walkthrough, white lacquered		1	1	
	10.01.945		walkthrough, black mat lacq.		1	1	
	10.01.093	handle square 40x115mm	silver lacquered		1	1	
	10.01.102		light bronze lacquered		1	1	
	10.01.108		dark bronze lacquered		1	1	
	10.01.104		white lacquered		1	1	
	10.01.105		black mat lacquered		1	1	
Additional equipment							
	25.12.063	double side tape f. div. rail	12mm, 9mm x 50m, white		1	1	
	25.12.064		12mm, 9mm x 50m, black		1	1	
	30.11.040	punching tool S1200	6BL091003		1	1	
	30.14.018	drilling template for S1200			1	1	
	30.14.020	countersink set w. guiding pin	for drilling template S1200		1	1	
	30.12.020	punching machine	hydropneumatic DYNO 6		1	1	
	30.14.030	plastic hammer, white	size 3, 70x120mm		1	1	
	30.15.020	grind rubber	grain size 120		1	1	
	30.15.010		grain size 240		1	1	




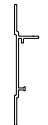








42MM SYSTEMS

SLIDING DOORS AIR-TRACKS

drawing	art. no.	description		length	packing unit	unit	
Tracks for AIR A S42							
	14.55.020	top track insert air	silver (EV1)	5000	8	1	
	14.55.050		dark bronze (C34)	5000	8	1	
	14.15.020	top track single S42, 40mm	silver (EV1)	5000	8	1	
	14.15.040		light bronze (C32)	5000	8	1	
	14.15.060		white (RAL 9016)	5000	8	1	
	14.15.065		black mat	5000	8	1	
	14.05.020	top track double S42, 40mm	silver (EV1)	5000	8	1	
	14.05.040		light bronze (C32)	5000	8	1	
	14.05.060		white (RAL 9016)	5000	8	1	
	14.05.065		black mat	5000	8	1	
Tracks for AIR A S1200							
	14.55.020	top track insert air	silver (EV1)	5000	8	1	
	14.55.050		dark bronze (C34)	5000	8	1	
	14.65.020	top track single S42, 60mm	silver (EV1)	5000	8	1	
	14.65.040		light bronze (C32)	5000	8	1	
	14.65.050		dark bronze (C34)	5000	8	1	
	14.65.060		white (RAL9016)	5000	8	1	
	14.65.065		black mat	5000	8	1	
	14.85.020	top track double S42, 60mm	silver (EV1)	5000	8	1	
	14.85.040		light bronze (C32)	5000	8	1	
	14.85.050		dark bronze (C34)	5000	8	1	
	14.85.060		white (RAL9016)	5000	8	1	
	14.85.065		black mat	5000	8	1	
Tracks for AIR B S42							
	14.55.020	top track insert air	silver (EV1)	5000	8	1	
	14.55.050		dark bronze (C34)	5000	8	1	
	14.54.020	wall conn. profile for air S42	silver (EV1)	5000	8	1	
	14.54.050		dark bronze (C34)	5000	8	1	
	14.50.020	cover profile, 60mm	silver (EV1)	5000	8	1	
	14.50.040		light bronze (C32)	5000	8	1	
	14.50.050		dark bronze (C34)	5000	8	1	
	14.50.060		white (RAL9016)	5000	8	1	
	14.50.065		black mat	5000	8	1	
	14.53.020	middle insert profile f. air	silver (EV1)	5000	8	1	
	14.53.050		dark bronze (C34)	5000	8	1	
Tracks for AIR with SDB							
	14.51.020	top track ins. for AIR S42 SDB	silver (EV1)	5000	8	1	
	14.51.050		dark bronze (C34)	5000	8	1	
	14.57.020	wall conn. profile S42 AIR SDB	silver (EV1)	5000	4	1	
	14.57.050		dark bronze (C34)	5000	4	1	
	14.58.020	wall conn.dist. prof. AIR SDB	silver (EV1)	5000	8	1	
	14.58.050		dark bronze (C34)	5000	8	1	

42MM SYSTEMS

SLIDING DOORS AIR – WALL CONNECTION PROFILES

drawing	art. no.	description		length	packing unit	unit	
	14.52.020	cover profil, 80mm	silver (EV1)	5000	8	1	
	14.52.040		light bronze (C32)	5000	8	1	
	14.52.050		dark bronze (C34)	5000	8	1	
	14.52.060		white (RAL9016)	5000	8	1	
	14.52.065		black mat	5000	8	1	
	14.59.020	mid.ins.+ cover prof. 80mm	silver (EV1)	5000	8	1	
	14.59.050		dark bronze (C34)	5000	8	1	
	14.59.060		white (RAL9016)	5000	8	1	
	14.59.065		black mat	5000	8	1	
Tracks for door drive AIR							
	14.60.020	wall conn. profile door drive	silver (EV1)	5000	4	1	
	14.61.020	cover profile door drive	silver (EV1)	5000	8	1	
Wall connection profiles							
	14.41.020	ground profile wall conn. S42,	silver (EV1)	5600	8	1	
	14.41.050		dark bronze (C34)	5600	8	1	
	14.43.020	cover profile wall conn. S42,	silver (EV1)	5600	8	1	
	14.43.050		dark bronze (C34)	5600	8	1	
	10.07.084	adjusting screw M10 x 25mm	adjustable from 22-30mm		250	100	
	10.07.085	adjusting screw M10 x 16mm	adjustable from 20-27mm		400	100	
	14.47.020	wall conn singl S42mm variable	silver (EV1)	5600	8	1	
	14.40.020	wall conn doubl S42mm gro prof	silver (EV1)	5600	8	1	
	14.40.050		dark bronze (C34)	5600	8	1	
	14.40.060		white (RAL9016)	5600	8	1	
	14.40.065		black mat	5600	8	1	
	14.42.020	wall conn doubl S42mm cov prof	silver (EV1)	5600	8	1	
	14.42.050		dark bronze (C34)	5600	8	1	
	14.42.060		white (RAL9016)	5600	8	1	
	14.42.065		black mat	5600	8	1	
	12.22.022	dividing rail S42 glued,12mm	silver (EV1)	5600	8	1	
	12.22.040		light bronze (C32)	5000	8	1	
	12.22.052		dark bronze (C34)	5600	8	1	
	12.22.060		white (RAL9016)	5000	8	1	
	12.22.066		black mat	5600	8	1	
	10.01.090	plastic wedge			1	1	