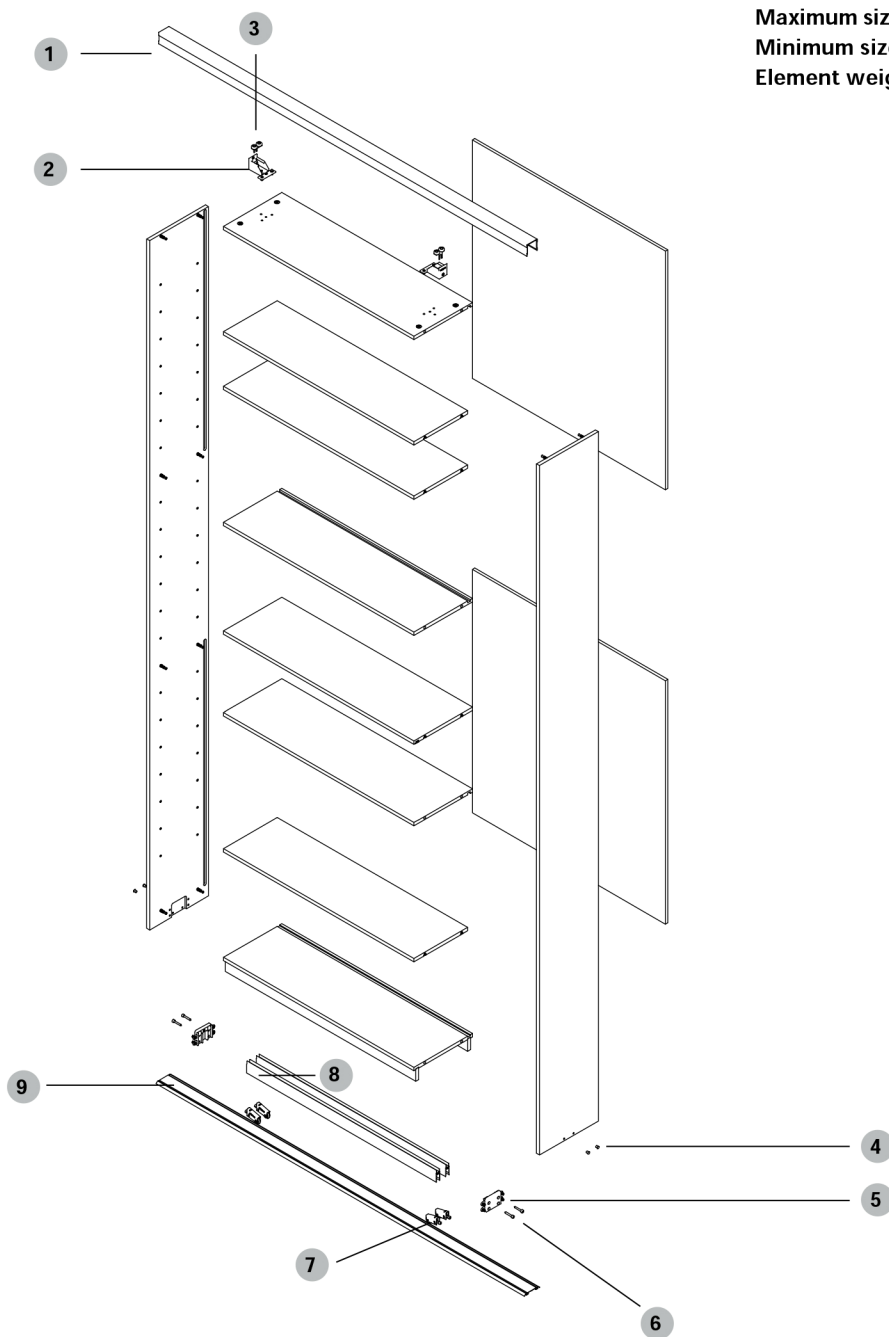


# EXPLOSION DRAWING INTERIOR SYSTEMS

## RIMA FINO



**Maximum size (W x H):** 800 x 2700 mm

**Minimum size (W x H):** 600 x 2100 mm














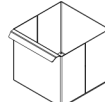

**Element weight:** max. 120 kg

- 1 15.45.020 Top track single S34, 40mm
- 2 10.09.040 Top fitting
- 3 10.01.015 Top roller
- 4 10.01.449 Damper
- 5 10.09.044 Bottom fitting

- 6 10.26.072 Frame screws 6,3 x 35mm
- 7 10.01.127 Bottom roller D25mm
- 8 15.14.020 Bottom rail, slim
- 9 15.08.020 Bottom track, double, surface closed

# INTERIOR SYSTEMS

## RIMA FINO – PROFILES AND FITTINGS

drawing	art. no.	description		length	packing unit	unit
Profiles						
	15.14.020	bottom rail slim	silver (EV1)	5000	8	1
	15.45.020	top track single S34, 40mm	silver (EV1)	5000	8	1
	15.08.020	bottom track doub.,surf.closed	silver (EV1)	5000	8	1
	15.06.020	bottom track double, insert	silver (EV1)	5000	8	1
	15.16.020	insert for bottom tracks	silver (EV1)	5000	8	1
Fittings						
         	10.09.040	top fitting Rima and Rima Fino			2	1
	10.09.044	bottom fitting Rima Fino			2	1
	10.01.127	bottom roller D25mm	incl. antijump, 25mm screw		50	1
	10.01.015	top roller			50	1
	10.26.072	frame screw 6,3 x 35mm	stainles steel		500	100
	10.01.449	damper			10	100
	10.08.481	stopper f. top track S34, 40mm	silver lacquered		10	1
	10.01.031	stopper for bottom track	incl. screws, gray		100	1
	10.09.141	Rima Fino box	yellow		1	1
	10.09.142		dark red		1	1
	10.09.143		white		1	1
	10.09.144		mint		1	1
	10.09.151	Rima Fino hook	yellow		1	1
	10.09.152		dark red		1	1
	10.09.153		white		1	1
	10.09.154		mint		1	1