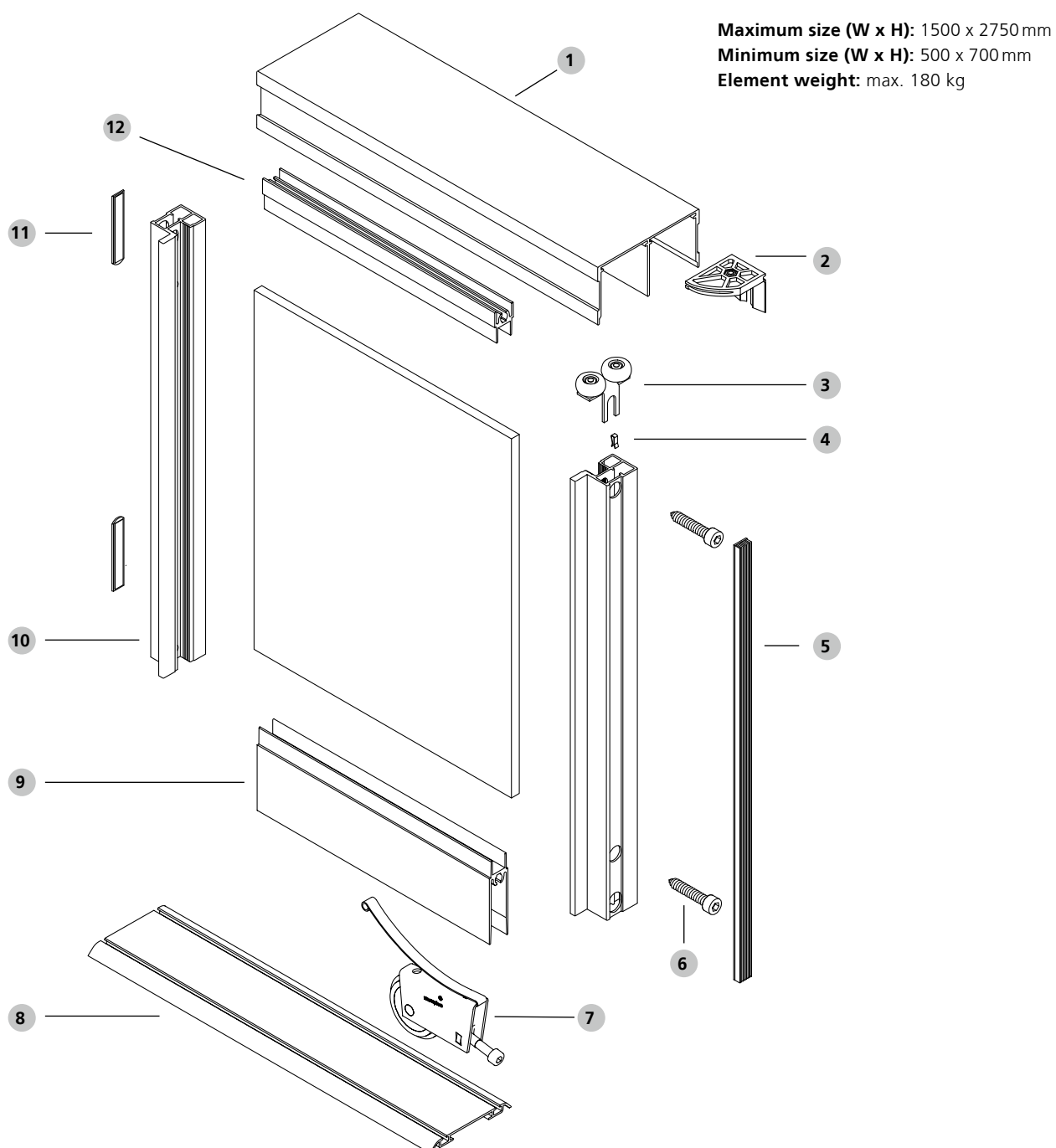


EXPLOSION DRAWING 34MM SYSTEMS












SLIDING DOOR S720










- | | | | | | |
|---|-----------|----------------------------------|----|-----------|-------------------------------------|
| 1 | 15.25.0xx | Top track double S34, 40mm | 7 | 10.01.120 | Bottom roller |
| 2 | 10.01.026 | Top track positioning | 8 | 15.08.0xx | Bottom track double, surface, S34mm |
| 3 | 10.01.015 | Top roller | 9 | 15.04.0xx | Bottom rail |
| 4 | 10.01.039 | Bracket for dust excluding brush | 10 | 17.81.0xx | Stile S720 |
| 5 | 10.07.xxx | Dust excluding brush | 11 | 10.07.0xx | Plugs for punching holes |
| 6 | 10.07.012 | Frame screw 6,3 x 32mm | 12 | 15.12.0xx | Top rail |

34MM SYSTEMS






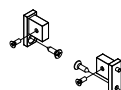


SLIDING DOORS – PROFILES AND FITTINGS

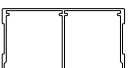
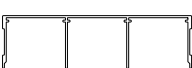








drawing	art. no.	description		length	packing unit	unit	
Stiles							
	18.51.022	stile S230 asym.	silver (EV1)	5600	8	1	
	18.51.063		white (RAL9016)	5600	8	1	
	18.51.066		black mat	5600	8	1	
	18.61.022	stile S230 sym.	silver (EV1)	5600	8	1	
	18.61.063		white (RAL9016)	5600	8	1	
	18.61.066		black mat	5600	8	1	
	15.51.020	stile S300 asym.	silver (EV1)	5600	8	1	
	15.51.030		gold (EV3)	5600	8	1	
	15.51.040		light bronze (C32)	5600	8	1	
	15.51.060		white (RAL9016)	5600	8	1	
	15.51.065		black mat	5600	8	1	
	15.61.020	stile S300 sym.	silver (EV1)	5600	8	1	
	15.61.030		gold (EV3)	5600	8	1	
	15.61.040		light bronze (C32)	5600	8	1	
	15.61.060		white (RAL9016)	5600	8	1	
	15.61.065		black mat	5600	8	1	
	15.81.020	stile S640	silver (EV1)	5200	8	1	
	15.81.022		silver (EV1)	5600	8	1	
	15.81.063		white (RAL9016)	5600	8	1	
	15.81.066		black mat	5600	8	1	
	15.41.020	stile S650	silver (EV1)	5200	8	1	
	15.21.020	stile S653	silver (EV1)	5200	8	1	
	15.21.022		silver (EV1)	5600	8	1	
	15.21.063		white (RAL9016)	5600	8	1	
	15.21.066		black mat	5600	8	1	
	17.71.020	stile S710	silver (EV1)	5200	8	1	
	17.71.060		white (RAL9016)	5200	8	1	
	17.81.020	stile S720 asym.	silver (EV1)	5200	8	1	
	17.81.060		white (RAL9016)	5200	8	1	
	17.81.022		silver (EV1)	5600	8	1	
	17.81.032		gold (EV3)	5600	8	1	
	17.81.042		light bronze (C32)	5600	8	1	
	17.81.052		dark bronze (C34)	5600	8	1	
	17.81.063		white (RAL9016)	5600	8	1	
	17.81.066		black mat	5600	8	1	
	17.81.452		inox brushed	5600	8	1	
	17.80.022	stile S720 sym.	silver (EV1)	5600	8	1	
	17.80.042		light bronze (C32)	5600	8	1	
	17.80.052		dark bronze (C34)	5600	8	1	
	17.80.063		white (RAL9016)	5600	8	1	
	17.80.066		black mat	5600	8	1	
17.80.452	inox brushed	5600	8	1			
	17.31.022	stile S731	silver (EV1)	5600	8	1	

drawing	art. no.	description		length	packing unit	unit	
	15.01.020	stile S750 asym.	silver (EV1)	5200	8	1	
	15.01.030		gold (EV3)	5200	8	1	
	15.01.040		light bronze (C32)	5200	8	1	
	15.01.060		white (RAL9016)	5200	8	1	
	15.01.065		black mat	5200	8	1	
	15.01.022		silver (EV1)	5600	8	1	
	15.01.032		gold (EV3)	5600	8	1	
	15.01.042		light bronze (C32)	5600	8	1	
	15.01.063		white (RAL9016)	5600	8	1	
	15.01.067		black mat	5600	8	1	
	17.01.022	stile S750 sym.	silver (EV1)	5600	8	1	
	17.01.032		gold (EV3)	5600	8	1	
	17.01.042		light bronze (C32)	5600	8	1	
	17.01.063		white (RAL9016)	5600	8	1	
	17.01.067		black mat	5600	8	1	
	15.71.020	stile S752	silver (EV1)	5200	8	1	
	15.71.060		white (RAL9016)	5200	8	1	
	15.71.022		silver (EV1)	5600	8	1	
	15.31.020	stile S753	silver (EV1)	5200	8	1	
	15.31.060		white (RAL9016)	5200	8	1	
	15.31.065		black mat	5200	8	1	
	15.31.022		silver (EV1)	5600	8	1	
	15.31.032		gold (EV3)	5600	8	1	
	15.31.042		light bronze (C32)	5600	8	1	
	15.31.063		white (RAL9016)	5600	8	1	
	15.31.066		black mat	5600	8	1	
	15.31.222		silver polished	5600	8	1	
	15.31.452		inox brushed	5600	8	1	
	15.91.022	stile S791 sym.	silver (EV1)	5600	8	1	
Rails							
	15.12.020	top rail slim	silver (EV1)	5000	8	1	
	15.12.030		gold (EV3)	5000	8	1	
	15.12.040		light bronze (C32)	5000	8	1	
	15.12.050		dark bronze (C34)	5000	8	1	
	15.12.060		white (RAL9016)	5000	8	1	
	15.12.065		black mat	5000	8	1	
	15.12.220		silver polished	5000	8	1	
	15.12.450		inox brushed	5000	8	1	
	15.04.020	bottom rail	silver (EV1)	5000	8	1	
	15.04.030		gold (EV3)	5000	8	1	
	15.04.040		light bronze (C32)	5000	8	1	
	15.04.050		dark bronze (C34)	5000	8	1	
	15.04.060		white (RAL9016)	5000	8	1	
	15.04.065		black mat	5000	8	1	
	15.04.220		silver polished	5000	8	1	
	15.04.450		inox brushed	5000	8	1	

34MM SYSTEMS











SLIDING DOORS – PROFILES AND FITTINGS

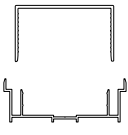




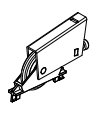
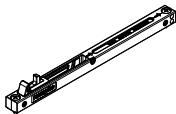
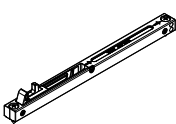
drawing	art. no.	description		length	packing unit	unit	
Dividing rails							
	13.22.020	dividing rail 28mm	silver (EV1)	5000	8	1	
	13.22.030		gold (EV3)	5000	8	1	
	13.22.040		light bronze (C32)	5000	8	1	
	13.22.050		dark bronze (C34)	5000	8	1	
	13.22.060		white (RAL9016)	5000	8	1	
	13.22.065		black mat	5000	8	1	
	13.22.220		silver polished	5000	8	1	
	13.22.450		inox brushed	5000	8	1	
	26.22.020	dividing rail 18mm	silver (EV1)	5000	8	1	
	26.22.030		gold (EV3)	5000	8	1	
	26.22.040		light bronze (C32)	5000	8	1	
	26.22.050		dark bronze (C34)	5000	8	1	
	26.22.060		white (RAL9016)	5000	8	1	
	26.22.065		black mat	5000	8	1	
	26.22.450		inox brushed	5000	8	1	
	13.33.020	dividing rail glued, 28mm	silver (EV1)	5000	8	1	
	13.33.030		gold (EV3)	5000	8	1	
	13.33.040		light bronze (C32)	5000	8	1	
	13.33.050		dark bronze (C34)	5000	8	1	
	13.33.060		white (RAL9016)	5000	8	1	
	13.33.065		black mat	5000	8	1	
	13.33.220		silver polished	5000	8	1	
	13.33.450		inox brushed	5000	8	1	
	26.33.020	dividing rail glued, 18mm	silver (EV1)	5000	8	1	
	26.33.030		gold (EV3)	5000	8	1	
	26.33.040		light bronze (C32)	5000	8	1	
	26.33.060		white (RAL9016)	5000	8	1	
	26.33.065		black mat	5000	8	1	
	26.33.450		inox brushed	5000	8	1	
Stabilization rail for S230 asym / S300 asym / S650 / S720asym / S750 asym							
	14.22.020	stabilization rail	silver (EV1)	5000	8	1	
	14.22.040		light bronze (C32)	5000	8	1	
	14.22.050		dark bronze (C34)	5000	8	1	
	14.22.060		white (RAL9016)	5000	8	1	
	14.22.065		black mat	5000	8	1	
	10.04.121	connect. f. stabilization rail	nickel mat		1	1	
	10.04.122		nickel black		1	1	
Corner Profiles							
	14.07.020	corner profile	silver (EV1)	5600	8	1	
	14.07.060		white (RAL 9016)	5600	8	1	
	14.07.065		black mat	5600	8	1	
Top tracks							
	15.45.020	top track single S34, 40mm	silver (EV1)	5000	8	1	
	15.45.030		gold (EV3)	5000	8	1	
	15.45.040		light bronze (C32)	5000	8	1	
	15.45.050		dark bronze (C34)	5000	8	1	
	15.45.060		white (RAL9016)	5000	8	1	
	15.45.065		black mat	5000	8	1	
	15.45.450		inox brushed	5000	8	1	

drawing	art. no.	description		length	packing unit	unit	
	15.25.020	top track double S34, 40mm	silver (EV1)	5000	8	1	
	15.25.030		gold (EV3)	5000	8	1	
	15.25.040		light bronze (C32)	5000	8	1	
	15.25.050		dark bronze (C34)	5000	8	1	
	15.25.060		white (RAL9016)	5000	8	1	
	15.25.065		black mat	5000	8	1	
	15.25.220		silver polished	5000	8	1	
	15.35.020	top track triple S34, 40mm	silver (EV1)	5000	8	1	
	15.35.030		gold (EV3)	5000	8	1	
	15.35.040		light bronze (C32)	5000	8	1	
	15.35.050		dark bronze (C34)	5000	8	1	
	15.35.060		white (RAL9016)	5000	8	1	
	15.35.065		black mat	5000	8	1	
	15.35.220		silver polished	5000	8	1	
 	15.65.020	top track single S34, 60mm	silver (EV1)	5000	8	1	
	15.85.020	top track double S34, 60mm	silver (EV1)	5000	8	1	
Bottom tracks							
	14.46.020	bottom track single, insert	silver (EV1)	5000	8	1	
	14.46.030		gold (EV3)	5000	8	1	
	14.46.040		light bronze (C32)	5000	8	1	
	14.46.050		dark bronze (C34)	5000	8	1	
	14.46.060		white (RAL9016)	5000	8	1	
	14.46.065		black mat	5000	8	1	
	14.46.450		inox brushed	5000	8	1	
	14.56.020	bottom track single, surface	silver (EV1)	5000	8	1	
	14.56.030		gold (EV3)	5000	8	1	
	14.56.040		light bronze (C32)	5000	8	1	
	14.56.050		dark bronze (C34)	5000	8	1	
	14.56.060		white (RAL9016)	5000	8	1	
	14.56.065		black mat	5000	8	1	
	14.56.450		inox brushed	5000	8	1	
	14.76.020	bottom track single, 15mm	silver (EV1)	5000	8	1	
	14.76.030		gold (EV3)	5000	8	1	
	14.76.040		light bronze (C32)	5000	8	1	
	14.76.050		dark bronze (C34)	5000	8	1	
	14.76.060		white (RAL9016)	5000	8	1	
	14.76.065		black mat	5000	8	1	
	14.76.450		inox brushed	5000	8	1	
	14.48.020	bottom track single, 20mm	silver (EV1)	5000	8	1	
	14.48.030		gold (EV3)	5000	8	1	
	14.48.040		light bronze (C32)	5000	8	1	
	14.48.050		dark bronze (C34)	5000	8	1	
	14.48.060		white (RAL9016)	5000	8	1	
	14.48.065		black mat	5000	8	1	
	14.48.450		inox brushed	5000	8	1	
 	14.49.020	bottom track single, 25mm	silver (EV1)	5000	8	1	
	14.77.010	tile track 10mm	raw alu	5000	8	1	

34MM SYSTEMS









SLIDING DOORS – PROFILES AND FITTINGS










drawing	art. no.	description		length	packing unit	unit
	14.73.010	tile track 12mm	raw alu	5000	8	1
	15.05.020	bottom track double, surface	silver (EV1)	5000	8	1
	15.05.030		gold (EV3)	5000	8	1
	15.05.040		light bronze (C32)	5000	8	1
	15.05.050		dark bronze (C34)	5000	8	1
	15.05.060		white (RAL9016)	5000	8	1
	15.05.065		black mat	5000	8	1
	15.05.220		silver polished	5000	8	1
	15.05.450		inox brushed	5000	8	1
	15.08.020	bottom track doub.,surf.closed	silver (EV1)	5000	8	1
	15.08.030		gold (EV3)	5000	8	1
	15.08.040		light bronze (C32)	5000	8	1
	15.08.050		dark bronze (C34)	5000	8	1
	15.08.060		white (RAL9016)	5000	8	1
	15.08.065		black mat	5000	8	1
	15.08.450		inox brushed	5000	8	1
	15.06.020	bottom track double, insert	silver (EV1)	5000	8	1
	15.06.030		gold (EV3)	5000	8	1
	15.06.040		light bronze (C32)	5000	8	1
	15.06.050		dark bronze (C34)	5000	8	1
	15.06.060		white (RAL9016)	5000	8	1
	15.06.065		black mat	5000	8	1
	15.06.450		inox brushed	5000	8	1
	15.16.020	insert for bottom tracks	silver (EV1)	5000	8	1
	15.16.030		gold (EV3)	5000	8	1
	15.16.040		light bronze (C32)	5000	8	1
	15.16.050		dark bronze (C34)	5000	8	1
	15.16.450		inox brushed	5000	8	1
	15.33.020	bottom track triple, surface	silver (EV1)	5000	8	1
	15.33.030		gold (EV3)	5000	8	1
	15.33.040		light bronze (C32)	5000	8	1
	15.33.050		dark bronze (C34)	5000	8	1
	15.33.060		white (RAL9016)	5000	8	1
	15.33.065		black mat	5000	8	1
	15.33.220		silver polished	5000	8	1
	15.33.450		inox brushed	5000	8	1
	15.34.020	btm. track triple, surf.closed	silver (EV1)	5000	8	1
	15.34.030		gold (EV3)	5000	8	1
	15.34.040		light bronze (C32)	5000	8	1
	15.34.050		dark bronze (C34)	5000	8	1
	15.34.060		white (RAL9016)	5000	8	1
	15.34.065		black mat	5000	8	1
	15.34.450		inox brushed	5000	8	1
Wall connection profiles						
	15.43.020	ground profile wall connection	silver (EV1)	5600	8	1
	15.43.050		dark bronze (C34)	5600	8	1
	15.43.450		inox brushed	5600	8	1
	15.44.020	cover profile wall connection	silver (EV1)	5600	8	1
	15.44.050		dark bronze (C34)	5600	8	1
	15.44.450		inox brushed	5600	8	1
	10.07.084	adjusting screw M10 x 25mm	adjustable from 22-30mm		250	100
	10.07.085	adjusting screw M10 x 16mm	adjustable from 20-27mm		400	100

drawing	art. no.	description		length	packing unit	unit
	15.47.020	wall conn. single, variable	silver	5600	8	1
	15.40.020	ground profile wall connection	silver (EV1)	5600	8	1
	15.40.050		dark bronze (C34)	5600	8	1
	15.40.060		white (RAL9016)	5600	8	1
	15.40.065		black mat	5600	8	1
	15.40.450		inox brushed	5600	8	1
	15.42.020	cover profile wall connection	silver (EV1)	5600	8	1
	15.42.050		dark bronze (C34)	5600	8	1
	15.42.060		white (RAL9016)	5600	8	1
	15.42.065		black mat	5600	8	1
	15.42.450		inox brushed	5600	8	1
	12.22.022	dividing rail S42 glued, 12mm	silver (EV1)	5600	8	1
	12.22.040		light bronze (C32)	5000	8	1
	12.22.052		dark bronze (C34)	5600	8	1
	12.22.060		white (RAL9016)	5000	8	1
	12.22.066		black mat	5600	8	1
	12.22.450		inox brushed	5000	8	1
	10.01.090	plastic wedge			1	1
	10.08.030	installation angle for	sloped ceiling		10	1
Fittings						
	10.01.018	top roller	S751,752,710		50	1
	10.01.015	top roller S230,300,720,750,	800,640,650,653,731,753,791		50	1
	10.01.120	bottom roller incl. antijump,	30mm screw		50	1
	10.01.025		30mm screw, non corrosive		50	1
	10.01.121	security bottom roller	30mm screw, burnished		50	1
	10.07.012	frame screws 6,3 x 32mm	stainless steel		500	100
	10.07.008	screw for dividing rail	6,3 x 32mm, stainless steel		500	100
	10.01.070	reinforcement f.punching holes	50mm		100	1
Sliding door brakes						
	10.01.560	sliding door brake raumplus	door weight 10-30 kg		1	1
	10.01.670		door weight 30-60 kg, 315		1	1
	10.01.565	sliding door brake w/o logo	door weight 10-30 kg		1	1
	10.01.675		door weight 30-60 kg, 315		1	1
	10.01.685		door weight 60-80 kg, 315			
	10.01.680	sliding door brake raumplus	door weight 60-80 kg, 315		1	1
	10.01.691	positioning SDB 10.01.560/565	S34mm, up to 30 kg		1	1
	10.01.634	positioning SDB 315	S34mm, up to 80 kg		1	1
		10.01.670 / 680				

34MM SYSTEMS

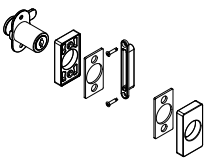




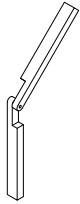

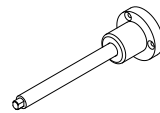
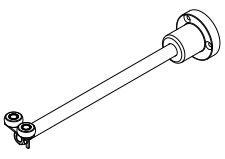






SLIDING DOORS – PROFILES AND FITTINGS

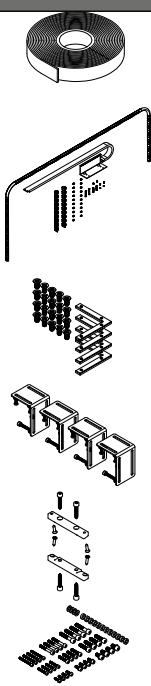
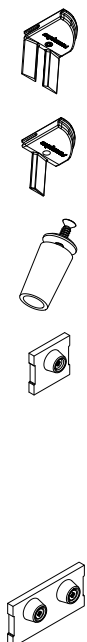
drawing	art. no.	description		length	packing unit	unit
	10.01.391	positioning SDB 10.01.380	S34mm, 61-80kg		1	1
	10.01.350	stop plate for sliding door	brake, S34		1	1
Gaskets and brushes						
	10.07.031	4mm gasket all series	transparent		100	100
	10.07.032	5mm gasket all series	transparent		100	100
	10.07.033	6mm gasket all series	transparent		100	100
	10.07.029	7mm gasket all series	transparent		100	100
	10.07.034	8mm gasket all series	transparent		100	100
	10.07.131	4mm gasket all series	dark		100	100
	10.07.133	6mm gasket all series	dark		100	100
	10.07.129	7mm gasket all series	dark		100	100
	10.07.134	8mm gasket all series	dark		100	100
	10.07.020	dust excluding brush gray	full roll		250	100
	10.07.023		2,6m, incl. 2 x 10.01.039		1	1
	10.07.024		3,0m, incl. 2 x 10.01.039		1	1
	10.07.021		5,0m, incl. 2 x 10.01.039		1	1
	10.07.120	dust excluding brush white	full roll		250	100
	10.07.123		2,6m, incl. 2 x 10.01.039		1	1
	10.07.124		3,0m, incl. 2 x 10.01.039		1	1
	10.07.121		5,0m, incl. 2 x 10.01.039		1	1
	10.07.220	dust excluding brush black	full roll		250	100
	10.07.223		2,6m, incl. 2 x 10.01.039		1	1
	10.07.224		3,0m, incl. 2 x 10.01.039		1	1
	10.07.221		5,0m, incl. 2 x 10.01.039		1	1
	10.07.320	dust excluding brush beige	full roll		250	100
	10.07.323		2,6m, incl. 2 x 10.01.039		1	1
	10.07.324		3,0m, incl. 2 x 10.01.039		1	1
	10.07.321		5,0m, incl. 2 x 10.01.039		1	1
	10.07.335	dust excluding brush dark-brown	full roll		250	100
	10.07.337		2,6m, incl. 2 x 10.01.039		1	1
	10.07.338		3,0m, incl. 2 x 10.01.039		1	1
	10.07.336		5,0m, incl. 2 x 10.01.039		1	1
	10.01.039	bracket for dust excluding	brush		100	100
	10.26.070	dust seal gray, self-adhesive	full roll		100	100
	10.26.071	dust seal gray, self-adhesive	2,8m		1	1
	10.07.620	dust seal gray, insert	for stile S230, full roll		200	1
	10.07.630	dust seal white, insert	for stile S230, full roll		200	1
	10.07.640	dust seal black, insert	for stile S230, full roll		200	1
	10.07.621	dust seal gray, insert	for stile S230, 2,8m		1	1
	10.07.631	dust seal white, insert	for stile S230, 2,8m		1	1
	10.07.641	dust seal black, insert	for stile S230, 2,8m		1	1
	10.07.622	dust seal gray, insert	for stile S230, 3,5m		1	1
	10.07.632	dust seal white, insert	for stile S230, 3,5m		1	1
	10.07.642	dust seal black, insert	for stile S230, 3,5m		1	1

drawing	art. no.	description		length	packing unit	unit	
Plugs							
	10.07.051	plugs for punching holes	silver		500	100	
	10.07.052		gold		500	100	
	10.07.053		light bronze		500	100	
	10.07.064		dark bronze		500	100	
	10.07.055		white		500	100	
	10.07.056		black		500	100	
	10.07.050		inox		500	100	
	10.07.351	plugs for dividing rails 28mm	silver		500	100	
	10.07.352		gold		500	100	
	10.07.353		light bronze		500	100	
	10.07.364		dark bronze		500	100	
	10.07.355		white		500	100	
	10.07.356		black		500	100	
	10.07.350		inox		500	100	
Handles							
	10.01.807	handle S34, angled	silver lacquered		1	1	
	10.01.811		gold lacquered		1	1	
	10.01.812		light bronze lacquered		1	1	
	10.01.813		white lacquered		1	1	
	10.01.814		black mat lacquered		1	1	
	10.01.893	handle square flat, 40x115mm	silver lacquered		1	1	
	10.01.896		white lacquered		1	1	
	10.01.897		black lacquered		1	1	
	10.01.083	handle for S791	silver lacquered		1	1	
	10.01.093	handle square 40x115mm	silver lacquered		1	1	
	10.01.102		light bronze lacquered		1	1	
	10.01.103		gold lacquered		1	1	
	10.01.104		white lacquered		1	1	
	10.01.105		black mat lacquered		1	1	
	10.01.113		inox lacquered		1	1	
	10.01.047	pivot handle	alu silver mat		1	1	
	10.01.647		black mat		1	1	
Lock for S300							
	10.01.150	lock S3000/S300	to the back, same closing		1	1	
	10.01.149		to the back, separate closing		1	1	
	10.01.153	locking plate for lock S300	silver (EV1)		1	1	
	10.01.155		white lacquered		1	1	
	10.01.158		black lacquered		1	1	

34MM SYSTEMS

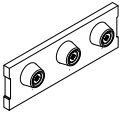




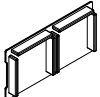
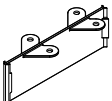
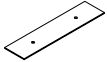

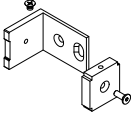


SLIDING DOORS – PROFILES AND FITTINGS





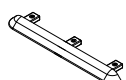

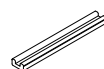

drawing	art. no.	description		length	packing unit	unit
Lock for asym. S230/300/650/S720/S750/S791/sym. S731						
	10.01.760	cylinder lock S34mm	silver		1	1
	10.01.763		dark bronze		1	1
	10.01.761		white		1	1
	10.01.762		black		1	1
	10.01.764		inox		1	1
Fittings for angle doors (not possible with: S650, S710, S791)						
	14.17.020	ground profile guiding track	angle door, silver lacquered	3000	8	1
	14.17.060		angle door, white lacquered	3000	8	1
	14.18.020	cover profile guiding track	angle door, silver lacquered	3000	8	1
	14.18.060		angle door, white lacquered	3000	8	1
	10.01.265	end cap for guiding track	angle door, silver		100	100
	10.01.264		angle door, white		100	100
	10.01.266	positioning for angled door			100	1
	10.01.060	adjustable connection joint	S640/720/750/751/800/1500/3000		10	1
	10.01.063	adjustable connection joint	S653/753		10	1
	10.01.263	screw for profiles and joint			100	100
	10.01.062	glider and socket	simple version		10	1
	10.01.262	glider and socket	comfort version		1	1
	10.08.040	installation plate for socket			1	1
	20.08.067	screw 3,9x9,5	for 10.08.040		1000	100
	20.08.062	pan head screw f. door guiding	M4 x 8		100	100
Sliding TV door S230asym. / S300asym. / S720asym. and 650						
	10.03.562	carrier profile TV door	silver (EV1)	5200 mm	1	1
	10.03.565		black mat	5200 mm	1	1
	10.03.572	frame profile TV door	silver (EV1)	5200 mm	1	1
	10.03.573		dark bronze (C34)	5200 mm	1	1
	10.03.574		white (RAL9016)	5200 mm	1	1
	10.03.575		black mat	5200 mm	1	1
	10.03.582	cover profile TV door	silver (EV1)		1	1
	10.03.585		black mat		1	1

drawing	art. no.	description		length	packing unit	unit	
	10.03.505	joint tape TV door		12.5 m	1	1	
	10.03.510	cable management set			1	1	
	10.03.520	cover frame			1	1	
	10.03.530	system connection			1	1	
	10.03.538	adapter set carrier profile	nickel mat		1	1	
	10.03.539		nickel black		1	1	
	10.03.540	universal screw set			1	1	
Fittings for top tracks							
	10.01.026	positioning for top track	34mm		100	1	
	10.01.036	lateral positioning for top	tracks 34mm for S710		100	1	
	10.01.033	stopper for top track S34/S42	gray, plastic		100	1	
	10.08.281	end cap S34, 40mm, single	silver (EV1)		10	1	
	10.08.278		gold lacquered		10	1	
	10.08.279		light bronze lacquered		10	1	
	10.08.223		dark bronze lacquered		10	1	
	10.08.277		white lacquered		10	1	
	10.08.224		black mat lacquered		10	1	
	10.08.222		inox lacquered		10	1	
	10.08.282	end cap S34, 40mm, double	silver (EV1)		10	1	
	10.08.284		gold laquered		10	1	
	10.08.286		light bronze laquered		10	1	
	10.08.275		dark bronze lacquered		10	1	
	10.08.285		white lacquered		10	1	
	10.08.225		black mat lacquered		10	1	
	10.08.221		inox lacquered		10	1	

34MM SYSTEMS


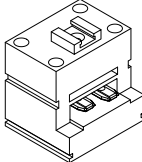
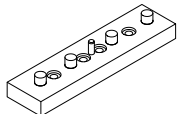
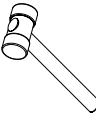

SLIDING DOORS – PROFILES AND FITTINGS

drawing	art. no.	description		length	packing unit	unit	
	10.08.283	end cap S34, 40mm, triple	silver (EV1)		10	1	
	10.08.231		gold lacquered		10	1	
	10.08.232		light bronze lacquered		10	1	
	10.08.226		dark bronze lacquered		10	1	
	10.08.233		white lacquered		10	1	
	10.08.234		black mat lacquered		10	1	
	10.08.220		inox lacquered		10	1	
	10.08.481	stopper f. top track S34, 40mm	silver lacquered		10	1	
	10.08.482		gold lacquered		10	1	
	10.08.483		light bronze lacquered		10	1	
	10.08.486		dark bronze lacquered		10	1	
	10.08.484		white lacquered		10	1	
	10.08.485		black mat lacquered		10	1	
	10.08.487		inox brushed, lacquered		10	1	
	10.08.331	end cap S34, 60mm, single	silver (EV1)		10	1	
	10.08.332	end cap S34, 60mm, double	silver (EV1)		10	1	
	10.08.330	stopper for top track, 60mm	galvanized		10	1	
	10.08.081	end cap S34, 40mm, double	silver, plastic		10	1	
	10.08.082		gold, plastic		10	1	
	10.08.083		light bronze, plastic		10	1	
	10.08.085		white, plastic		10	1	
	10.08.086		black, plastic		10	1	
	10.08.288	corner stop f. double top track	S34, 90°, silver lacquered		10	1	
	10.08.289		S34, 90°, gold lacquered		10	1	
	10.08.287		S34, 90°, light bronze lacquered		10	1	
	10.08.262		S34, 90°, dark bronze lacquered		10	1	
	10.08.260		S34, 90°, white lacquered		10	1	
	10.08.261		S34, 90°, black lacquered		10	1	
	10.08.263		S34, 90°, inox lacquered		10	1	
	10.04.055	connector for top tracks S34mm	silver (EV1)		1	1	
	10.04.056	connector for top tracks S34mm 90°	silver (EV1)		1	1	
	10.08.181	carrier for single top track	S34, silver (EV1)		10	1	
	10.08.182		S34, dark bronze lacquered		10	1	
	10.08.185		S34, white lacquered		10	1	
	10.08.183		S34, black lacquered		10	1	
	10.08.184		S34, inox lacquered		10	1	
	10.08.170	middle carrier for single top track	silver (EV1)		1	1	
	10.08.171		dark bronze lacquered		1	1	
	10.07.098	screw 4,5x50 mm for top track	steel, galvanized		1	100	

drawing	art. no.	description		length	packing unit	unit	
Fittings for bottom tracks							
	10.01.030	position spring f.bottom track	normal weight doors		100	100	
	10.01.130		heavy weight doors		100	100	
	10.01.230		light weight doors		100	100	
	10.01.031	stopper for bottom track	incl. screws, gray		100	1	
	10.01.034		incl. screws, black		100	1	
	10.01.038		incl. screws, white		100	1	
	10.09.081	end cap f. bottom tracks	single, silver lacquered		10	1	
	10.09.078		single, gold lacquered		10	1	
	10.09.079		single, light bronze lacquered		10	1	
	10.09.076		single, white lacquered		10	1	
	10.09.072		single, black mat lacquered		10	1	
	10.09.073		single, inox lacquered		10	1	
	10.09.082	end cap f. bottom tracks S34	double, silver lacquered		10	1	
	10.09.084		double, gold laquered		10	1	
	10.09.086		double, light bronze laquered		10	1	
	10.09.075		double, d.bronze lacquered		10	1	
	10.09.085		double, white lacquered		10	1	
	10.09.087		double, black mat lacquered		10	1	
	10.09.074		double, inox lacquered		10	1	
	10.09.083	end cap f. bottom tracks S34	triple, silver lacquered		10	1	
	10.09.088		triple, gold lacquered		10	1	
	10.09.089		triple, light bronze lacquered		10	1	
	10.09.069		triple, d.bronze lacquered		10	1	
	10.09.090		triple, white lacquered		10	1	
	10.09.091		triple, black mat lacquered		10	1	
	10.09.070		triple, inox lacquered		10	1	
	10.09.051	end cap f. bottom track	single, plastic, silver		100	100	
	10.09.052		single, plastic, gold		100	100	
	10.09.053		single, plastic, light bronze		100	100	
	10.09.055		single, plastic, white		100	100	
	10.09.056		single, plastic, black		100	100	
 	10.04.040	connector f. bottom tracks	gray, plastic		1	1	
	10.04.045	connector f. bottom track 90°	silver lacquered		1	1	

34MM SYSTEMS

SLIDING DOORS – PROFILES AND FITTINGS

drawing	art. no.	description		length	packing unit	unit	
Additional equipment							
	25.12.015	double side tape f. tracks	50mm x 25m		1	1	
	25.12.043	double side tape f. insert	b.track, 34 sys., 25mm x 25m		1	1	
	25.12.042	double side tape f. div.rail	18mm+corner prof.S751,15mmx50m		1	1	
	25.12.066	double side tape f. div. rail	18mm, black, 15mmx50m		1	1	
	25.12.045	double side tape f. div. rail	28mm, 25mm x 50m		1	1	
	25.12.065	double side tape f. div. rail	28mm, black, 25mm x 50m		1	1	
	25.12.046	double side tape f. corner	profile, 19mm x 50m		1	1	
	30.11.019	punching tool S300	BH912100		1	1	
	30.11.020	punching tool S640	BH912300		1	1	
	30.11.021	punching tool S653/S753	BH911700		1	1	
	30.11.022	punching tool S650/S720	BH911800		1	1	
	30.11.027	punching tool S750 sym.	BH913000		1	1	
	30.11.015	punching tool S750 asym.	BH910500		1	1	
	30.11.030	punching tool S752/S710	BH913200		1	1	
	30.11.024	punching tool S791	BH912400		1	1	
	30.14.001	drilling template all series			1	1	
	30.12.020	punching machine	hydropneumatic DYNO 6		1	1	
	30.14.030	plastic hammer, white	size 3, 70x120mm		1	1	
	30.15.020	grind rubber	grain size 120		1	1	
	30.15.010		grain size 240		1	1	