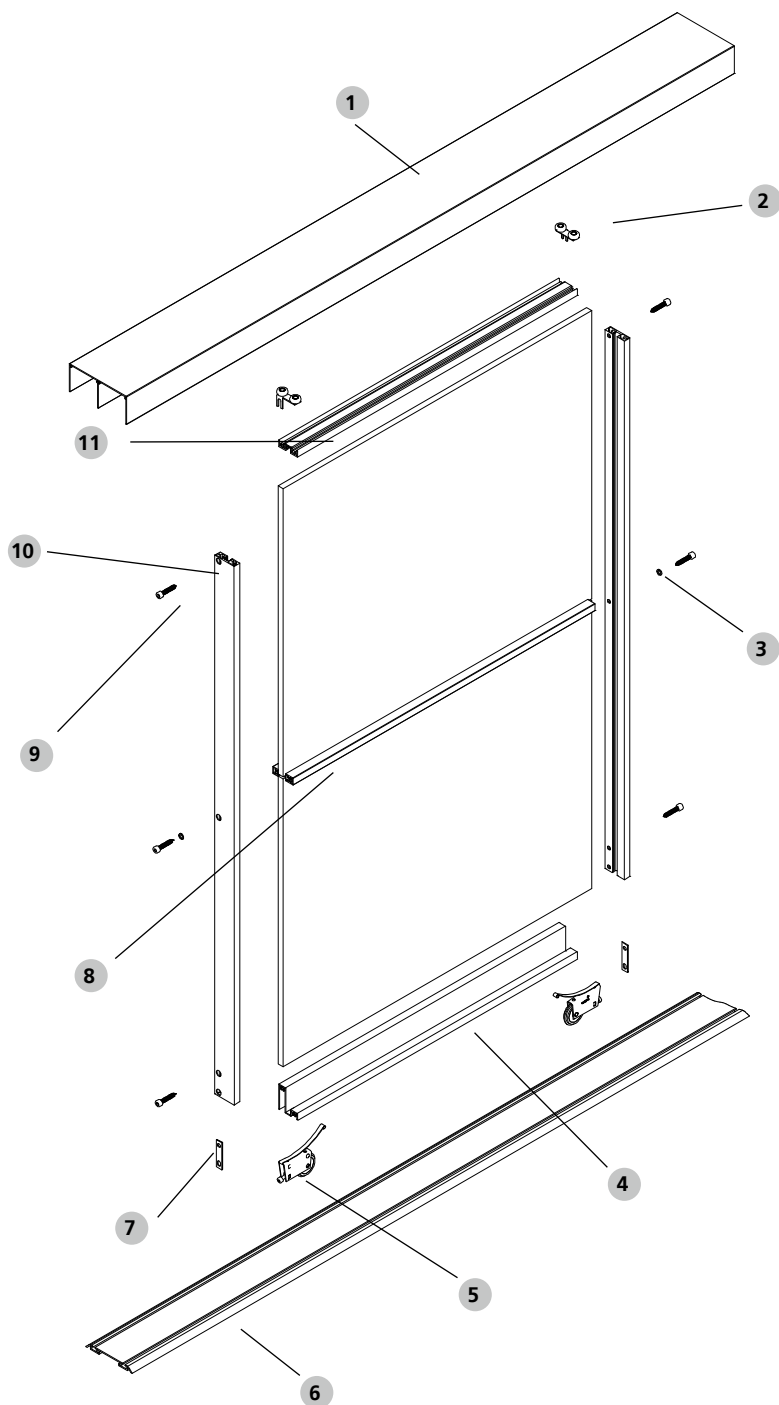


EXPLOSION DRAWING 42MM SYSTEMS

SLIDING DOOR S1200



Maximum size (W x H): 1800 x 3500 mm







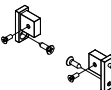

Minimum size (W x H): 500 x 700 mm

Element weight: max.180 kg

- | | | | | | |
|----------|-----------|-------------------------------------|-----------|-----------|------------------------|
| 1 | 12.05.0xx | Top track double straight | 8 | 12.20.0xx | Dividing rail 12mm |
| 2 | 10.01.01x | Top roller S1200 | 9 | 10.07.xxx | Frame screw 6.3 x 32mm |
| 3 | 10.07.215 | Washer f. div. rail connection | 10 | 12.01.0xx | Stile S1200 |
| 4 | 12.04.0xx | Bottom rail S1200 | 11 | 12.02.0xx | Top rail S1200 |
| 5 | 10.01.120 | Bottom roller | | | |
| 6 | 14.08.0xx | Bottom track double, surface closed | | | |
| 7 | 10.01.070 | Reinforcement f. punching holes | | | |









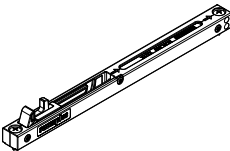
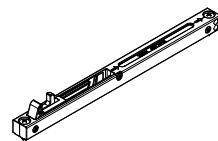
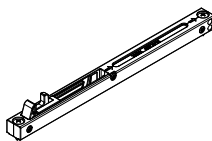


42MM SYSTEMS





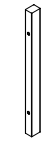

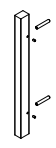




S1200 – PROFILES AND FITTINGS

drawing	art. no.	description		length	packing unit	unit	
Stiles							
	12.01.022	stile S1200	silver (EV1)	5600	8	1	
	12.01.042		light bronze (C32)	5600	8	1	
	12.01.052		dark bronze (C34)	5600	8	1	
	12.01.063		white (RAL9016)	5600	8	1	
	12.01.066		black mat	5600	8	1	
Rails							
	12.02.020	top rail S1200	silver (EV1)	5000	8	1	
	12.02.040		light bronze (C32)	5000	8	1	
	12.02.050		dark bronze (C34)	5000	8	1	
	12.02.060		white (RAL9016)	5000	8	1	
	12.02.065		black mat	5000	8	1	
	12.04.020	bottom rail S1200	silver (EV1)	5000	8	1	
	12.04.040		light bronze (C32)	5000	8	1	
	12.04.050		dark bronze (C34)	5000	8	1	
	12.04.060		white (RAL9016)	5000	8	1	
	12.04.065		black mat	5000	8	1	
Dividing rails							
	12.20.020	dividing rail 12mm	silver (EV1)	5000	8	1	
	12.20.040		light bronze (C32)	5000	8	1	
	12.20.050		dark bronze (C34)	5000	8	1	
	12.20.060		white (RAL9016)	5000	8	1	
	12.20.065		black mat	5000	8	1	
	12.22.022	dividing rail S42 glued, 12mm	silver (EV1)	5600	8	1	
	12.22.040		light bronze (C32)	5000	8	1	
	12.22.052		dark bronze (C34)	5600	8	1	
	12.22.060		white (RAL9016)	5000	8	1	
	12.22.066		black mat	5600	8	1	
	14.22.020	stabilization rail	silver (EV1)	5000	1	1	
	14.22.040		light bronze (C32)	5000	1	1	
	14.22.050		dark bronze (C34)	5000	1	1	
	14.22.060		white (RAL 9016)	5000	1	1	
	14.22.065		black mat	5000	1	1	
	10.04.121	connect. f. stabilization rail	nickel mat		1	1	
	10.04.122		nickel black		1	1	
Corner profiles							
	14.07.020	corner profile	silver (EV1)	5600	8	1	
	14.07.040		light bronze (C32)	5600	8	1	
	14.07.050		dark bronze (C34)	5600	8	1	
	14.07.060		white (RAL 9016)	5600	8	1	
	14.07.065		black mat	5600	8	1	

42MM SYSTEMS

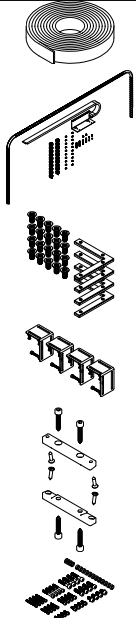

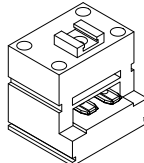


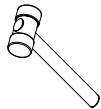

S1200 – PROFILES AND FITTINGS

drawing	art. no.	description		length	packing unit	unit	
Fittings							
	10.01.014	top roller S1200	right		50	1	
	10.01.013		left		50	1	
	10.01.019	middle top roller	wooden door S42/S1200		10	1	
	10.01.007	screw DIN7981 4,8x9,5	for S1200 art. 10.01.019		1	100	
	10.01.120	bottom roller incl. antijump,	30mm screw		50	1	
	10.01.025		30mm screw, non corrosive		50	1	
	10.01.121	security bottom roller	30mm screw, burnished		50	1	
	10.01.119	screw f.bottom roller	M5x30, stainl.steel w. TufLok		50	100	
	10.01.122		M5x30, black		50	100	
	10.01.123		M5x30, white		50	100	
	10.01.070	reinforcement f.punching holes	50mm		100	1	
	10.07.012	frame screws 6,3 x 32mm	stainless steel		500	100	
	10.07.211		light bronze		50	100	
	10.07.213		black oxidized		50	100	
	10.07.214		silver mat		50	100	
	10.07.212		white head		50	100	
	10.07.215	washer for frame screw	(dividing rail), steel		1	1	
Sliding door brakes							
	10.01.560	sliding door brake raumplus	door weight 10-30 kg		1	1	
	10.01.670		door weight 30-60 kg, 315		1	1	
	10.01.565	sliding door brake w/o logo	door weight 10-30 kg		1	1	
	10.01.675		door weight 30-60 kg,315		1	1	
	10.01.685		door weight 60-80 kg, 315		1	1	
	10.01.680	sliding door brake raumplus	door weight 60-80 kg, 315		1	1	
	10.01.692	positioning SDB 10.01.560/565	S42mm, up to 30 kg		1	1	
	10.01.642	positioning SDB 315 10.01.670 / 680	S42mm, up to 80 kg		1	1	
	10.01.355	stop plate for sliding door	brake, S42		1	1	

drawing	art. no.	description		length	packing unit	unit	
Gaskets							
	10.07.031	4mm gasket all series	transparent		100	100	
	10.07.032	5mm gasket all series	transparent		100	100	
	10.07.033	6mm gasket all series	transparent		100	100	
	10.07.029	7mm gasket all series	transparent		100	100	
	10.07.034	8mm gasket all series	transparent		100	100	
	10.07.131	4mm gasket all series	dark		100	100	
	10.07.133	6mm gasket all series	dark		100	100	
	10.07.129	7mm gasket all series	dark		100	100	
	10.07.134	8mm gasket all series	dark		100	100	
	10.07.042	4mm gasket for dividing rail	S1200, transparent		200	100	
	10.07.142		S1200, dark		200	100	
Plugs							
	20.08.566	bump stop	transparent, 10 x 1,5mm		100	100	
	20.08.562	plugs for drilling holes 13mm	silver		20	1	
	20.08.563		black mat		20	1	
	20.08.564		light bronze		20	1	
	20.08.565		white		20	1	
	20.08.568		dark bronze		20	1	
Handles							
	10.01.911	handle rectangular,self-adhes.	silver anodized		1	1	
	10.01.912		light bronze lacquered		1	1	
	10.01.913		dark bronze lacquered		1	1	
	10.01.914		white lacquered		1	1	
	10.01.915		black mat lacquered		1	1	
	10.01.909	lenshead screw	M4 x 14mm		100	100	
	10.01.941	handle rectang. (backside) for	walk-through, silver anodized		1	1	
	10.01.942		walk-through, l-bronze lacq.		1	1	
	10.01.943		walk-through, d- bronze lacq.		1	1	
	10.01.944		walkthrough, white lacquered		1	1	
	10.01.945		walkthrough, black mat lacq.		1	1	
	10.01.093	handle square 40x115mm	silver lacquered		1	1	
	10.01.102		light bronze lacquered		1	1	
	10.01.108		dark bronze lacquered		1	1	
	10.01.104		white lacquered		1	1	
	10.01.105		black mat lacquered		1	1	
Sliding TV Door S1200							
	10.03.562	carrier profile TV door	silver (EV1)	5200 mm	1	1	
	10.03.565		black mat	5200 mm	1	1	
	10.03.572	frame profile TV door	silver (EV1)	5200 mm	1	1	
	10.03.573		dark bronze (C34)	5200 mm	1	1	
	10.03.574		white (RAL9016)	5200 mm	1	1	
	10.03.575		black mat	5200 mm	1	1	
	10.03.582	cover profile TV door	silver (EV1)		1	1	
	10.03.585		black mat		1	1	

42MM SYSTEMS

S1200 – PROFILES AND FITTINGS

drawing	art. no.	description		length	packing unit	unit	
	10.03.505	joint tape TV door		12,5 m	1	1	
	10.03.510	cable management set			1	1	
	10.03.520	cover frame			1	1	
	10.03.530	system connection			1	1	
	10.03.538	adapter set carrier profile	nickel mat		1	1	
	10.03.539		nickel black		1	1	
	10.03.540	universal screw set			1	1	
	Additional equipment						
	25.12.015	double side tape f. tracks	50mm x 25m		1	1	
	25.12.044	double side tape for insert	b.track, 42 sys., 30mm x 25m		1	1	
	25.12.046	double side tape f. corner	profile, 19mm x 50m		1	1	
	25.12.063	double side tape f. div. rail	12mm, 9mm x 50m, white		1	1	
	25.12.064		12mm, 9mm x 50m, black		1	1	
	30.11.040	punching tool S1200	6BL091003		1	1	
	30.14.018	drilling template S1200			1	1	
	30.14.020	countersink set w. guiding pin	for drilling template S1200		1	1	
	30.12.020	punching machine	hydropneumatic DYNO 6		1	1	
	30.14.030	plastic hammer, white	size 3, 70x120mm		1	1	
	30.15.020	grind rubber	grain size 120		1	1	
	30.15.010		grain size 240		1	1	