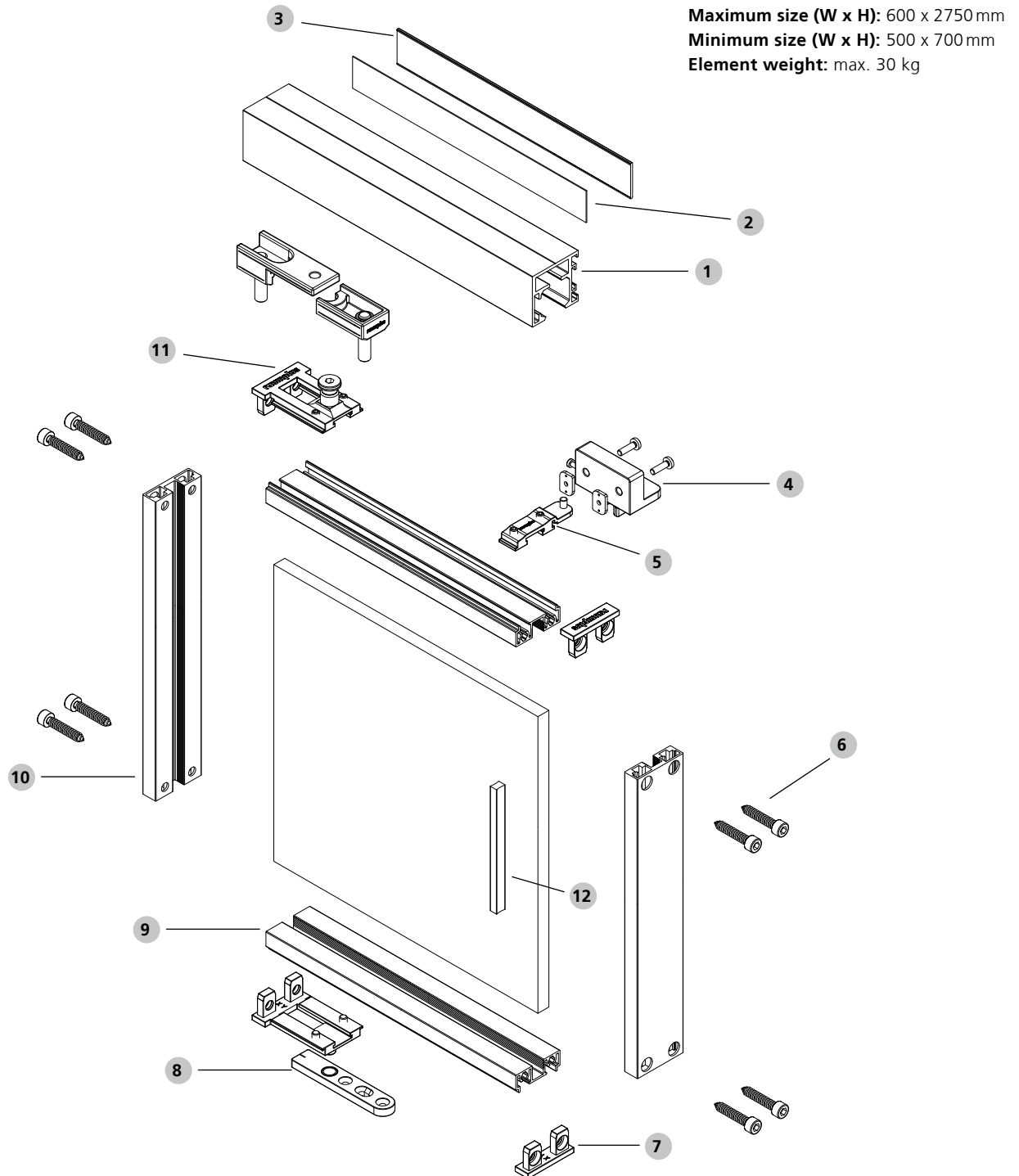


# EXPLOSION DRAWING 42MM SYSTEMS












## HINGE DOOR S1200

















- |          |           |  |           |           |                     |
|----------|-----------|--|-----------|-----------|---------------------|
| <b>1</b> | 12.45.0xx | Track                                    | <b>7</b>  | 10.02.460 | Frame connector     |
| <b>2</b> | 25.12.045 | Double side tape for dividing, rail 28mm | <b>8</b>  | 10.02.450 | Mounting plate set  |
| <b>3</b> | 13.33.0xx | Dividing rail 28mm                       | <b>9</b>  | 12.46.0xx | Rail                |
| <b>4</b> | 10.02.470 | Top positioning                          | <b>10</b> | 12.01.0xx | Stile S1200         |
| <b>5</b> | 10.02.510 | Pin for top track snapper                | <b>11</b> | 10.02.420 | Pick up element set |
| <b>6</b> | 10.07.xxx | Frame screw 6,3 x 32mm                   | <b>12</b> | 10.01.93x | Concave handle      |

# 42MM SYSTEMS


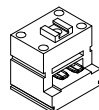
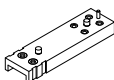


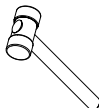

## HINGE DOOR S1200 – PROFILE AND FITTINGS

drawing	art. no.	description		length	packing unit	unit	
Stiles							
	12.01.022	stile S1200	silver (EV1)	5600	8	1	
	12.01.042		light bronze	5600	8	1	
	12.01.052		dark bronze	5600	8	1	
	12.01.063		white (RAL9016)	5600	8	1	
	12.01.066		black mat	5600	8	1	
Rails							
	12.46.020	rail folding-/hinge door S1200	silver (EV1)	5000	8	1	
	12.46.040		light bronze (C32)	5000	8	1	
	12.46.050		dark bronze (C34)	5000	8	1	
	12.46.060		white (RAL9016)	5000	8	1	
	12.46.065		black mat	5000	8	1	
Dividing rais							
	12.20.020	dividing rail 12mm	silver (EV1)	5000	8	1	
	12.20.040		light bronze (C32)	5000	8	1	
	12.20.050		dark bronze (C34)	5000	8	1	
	12.20.060		white (RAL9016)	5000	8	1	
	12.20.065		black mat	5000	8	1	
	12.22.022	dividing rail S42 glued, 12mm	silver (EV1)	5000	8	1	
	12.22.040		light bronze (C32)	5000	8	1	
	12.22.052		dark bronze (C34)	5000	8	1	
	12.22.060		white (RAL9016)	5000	8	1	
	12.22.066		black mat	5000	8	1	
Top tracks							
	12.45.020	folding-/hinge door track, S42	silver (EV1)	5000	8	1	
	12.45.040		light bronze (C32)	5000	8	1	
	12.45.050		dark bronze (C34)	5000	8	1	
	12.45.060		white (RAL9016)	5000	8	1	
	12.45.065		black mat	5000	8	1	
	13.33.020	dividing rail glued, 28mm	silver (EV1)	5000	8	1	
	13.33.040		light bronze (C32)	5000	8	1	
	13.33.050		dark bronze (C34)	5000	8	1	
	13.33.060		white (RAL9016)	5000	8	1	
	13.33.065		black mat	5000	8	1	
Fittings							
	10.02.420	pick up element set	for FD/HD S1200, mat nickel		1	1	
	10.02.425		for FD/HD S1200, black nickel		1	1	
	10.02.450	mounting plate set	for FD/HD S1200, mat nickel		1	1	
	10.02.455		for FD/HD S1200, black nickel		1	1	
	10.02.460	frame connector	for FD/HD S1200, mat nickel		1	1	
	10.02.465		for FD/HD S1200, black nickel		1	1	
	10.07.012	frame screws 6,3 x 32mm	stainless steel		500	100	
	10.07.213		black oxidized		50	100	
	10.07.214		silver mat		50	100	
	10.07.212		white head		50	100	
	10.02.470	top positioning	for folding-/hinge door S1200		1	1	

drawing	art. no.	description		length	packing unit	unit
	10.02.510	pin for top track snapper	hinge door S1200, mat nickel		1	1
	10.02.515		hinge door S1200, black nickel		1	1
	10.07.215	washer for frame screw	(dividing rail), steel		1	1
<b>Hinge door S1200 with magnetic guiding</b>						
	12.48.020	bottom track magnetic profile	silver (EV1)	5000	8	1
	12.48.040		light bronze (C32)	5000	8	1
	12.48.050		dark bronze (C34)	5000	8	1
	12.48.060		white (RAL 9016)	5000	8	1
	12.48.065		black mat	5000	8	1
	12.49.010	magnetic tape	self-adhesive	3000	1	1
	12.49.015	magnetic tape	for bottom track	3000	1	1
	13.33.020	dividing rail glued, 28mm	silver (EV1)	5000	8	1
	13.33.040		light bronze (C32)	5000	8	1
	13.33.050		dark bronze (C34)	5000	8	1
	13.33.060		white (RAL9016)	5000	8	1
	13.33.065		black mat	5000	8	1
	25.12.042	double side tape f. div.rail	18mm+corner prof S751,15mmx50m		1	1
<b>Gaskets</b>						
	10.07.031	4mm gasket all series	transparent		100	100
	10.07.032	5mm gasket all series	transparent		100	100
	10.07.033	6mm gasket all series	transparent		100	100
	10.07.029	7mm gasket all series	transparent		100	100
	10.07.034	8mm gasket all series	transparent		100	100
	10.07.131	4mm gasket all series	dark		100	100
	10.07.133	6mm gasket all series	dark		100	100
	10.07.129	7mm gasket all series	dark		100	100
	10.07.134	8mm gasket all series	dark		100	100
	10.07.042	4mm gasket for dividing rail	S1200, light		200	100
	10.07.142		S1200, dark		200	100
<b>Plugs</b>						
	20.08.566	bump stop	transparent, 10 x 1,5mm		100	100
	20.08.562	plugs for drilling holes 13mm	silver		20	1
	20.08.563		black mat		20	1
	20.08.564		light bronze		20	1
	20.08.565		white		20	1
<b>Handles</b>						
	10.01.931	concave handle for hinge and	folding doors, silver anodized		1	1
	10.01.932		folding doors, li-bronze lacq.		1	1
	10.01.933		folding doors, d-bronze lacq.		1	1
	10.01.934		folding doors, white lacquered		1	1
	10.01.935		folding doors, black mat lacq.		1	1
	10.01.909	lenshead screw	M4 x 14mm		100	100

# 42MM SYSTEMS

## HINGE DOOR S1200 – PROFILE AND FITTINGS

drawing	art. no.	description		length	packing unit	unit	
Additional equipment							
	25.12.045	double side tape f. div. rail	28mm, 25mm x 50m		1	1	
	25.12.063	double side tape f. div. rail	12mm, 9mm x 50m, white		1	1	
	25.12.064		12mm, 9mm x 50m, black		1	1	
	30.11.040	punching tool S1200	6BL091003		1	1	
	30.14.018	drilling template S1200			1	1	
	30.14.020	countersink set w. guiding pin	for drilling template S1200		1	1	
	30.12.020	punching machine	hydropneumatic DYNO 6		1	1	
	30.14.030	plastic hammer, white	size 3, 70x120mm		1	1	
	30.15.020	grind rubber	grain size 120		1	1	
	30.15.010		grind rubber		1	1	