

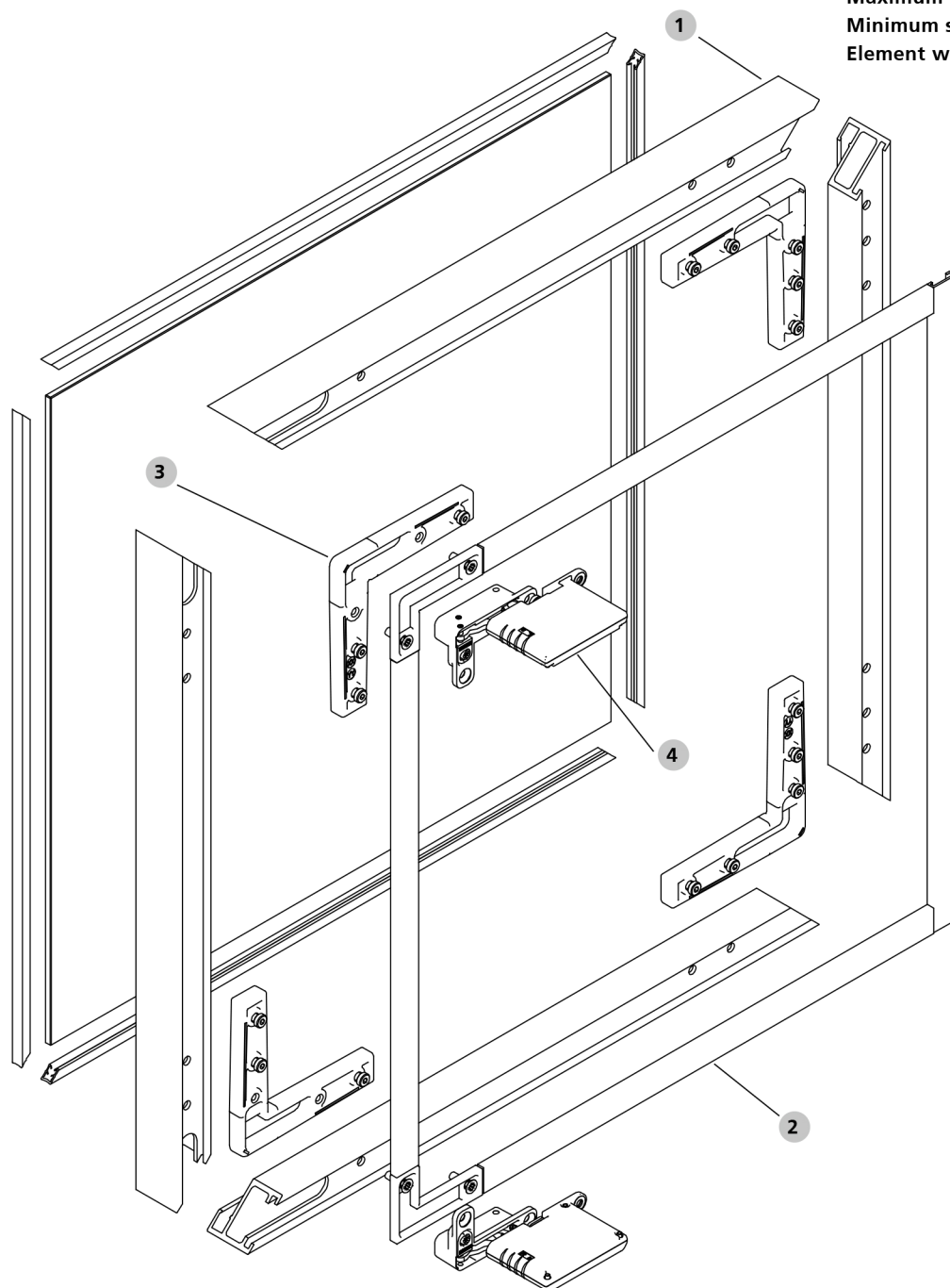
# EXPLOSION DRAWING

## HINGE DOOR RPS

**Maximum size (W × H):** 600 × 2500 mm

**Minimum size (W × H):** 450 × 400 mm




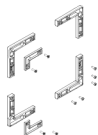
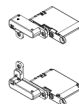











**Element weight:** max. 20 kg



- 1** 52.01.0xx Frame profile RPS, 29mm
- 2** 52.12.0xx Cover profile RPS
- 3** 10.52.01x Fitting set RPS
- 4** 10.52.02x Hinge bottom left/top right
- 10.52.03x Hinge bottom left/top right




# FRAME PROFILE

## RPS – PROFILES AND FITTINGS

drawing	art. no.	description		length	packing unit	unit
RPS						
	52.01.020	frame profile RPS, 29mm	silver (EV1)	5600	8	1
	52.01.050		dark bronze (C34)	5600	8	1
	52.01.980		black anodized	5600	8	1
	52.11.020	frame profile RPS, 22,5mm	silver (EV1)	5600	8	1
	52.11.050		dark bronze (C34)	5600	8	1
	52.11.980		black anodized	5600	8	1
	52.12.020	cover profile RPS/glass shelf	silver (EV1)	5600	8	1
	52.12.050		dark bronze (C34)	5600	8	1
	52.12.980		black anodized	5600	8	1
	10.52.010	fitting set RPS	silver lacquered		1	1
	10.52.011		dark bronze lacquered		1	1
	10.52.012		black lacquered		1	1
	10.52.020	hinge bottom left/top right	nickel finishing/push to open		1	1
	10.52.021	hinge bottom right/top left	nickel finishing/push to open		1	1
	10.52.022	hinge bottom left/top right	titanium fin./push to open		1	1
	10.52.023	hinge bottom right/top left	titanium fin./push to open		1	1
	10.52.030	hinge bottom left/top right	nickel finishing/soft close		1	1
	10.52.031	hinge bottom right/top left	nickel finishing/soft close		1	1
	10.52.032	hinge bottom left/top right	titanium fin./soft close		1	1
	10.52.033	hinge bottom right/top left	titanium fin./soft close		1	1
	10.52.015	adapter plate set RPS	silver lacquered		1	1
	10.52.016		dark bronze lacquered		1	1
	10.52.017		black lacquered		1	1
	10.52.024	magnetic push	gray		1	1
	10.52.025	locking plate self adhesive	silver		1	1
	10.52.026	locking plate	silver		1	1
	10.52.036	bump stop	black		1	100
	10.52.039		gray		1	100
	10.01.171	4mm gasket		2800	1	1
	25.12.047	double side tape S800,RPS,RP50	19mm x 25 mtr. roll, white		1	1
	25.12.067	double side tape RPS	19mm x 25 mtr. roll, black		1	1
	25.12.068	double side tape RPS	20mm x 25 m., black Tesa Taper		1	1
	95.02.026	tape for cover profile RPS +	glass shelf, 15mm x 50 ml		1	1
	10.52.040	concave handle RPS, 60mm	silver anodized		1	1
	10.52.041		dark bronze lacquered		1	1
	10.52.042		black lacquered		1	1
	10.01.921	concave handle f.interior sys.	silver anodized		1	1
	10.01.923		dark bronze lacquered		1	1
	10.01.925		black mat lacquered		1	1

# FRAME PROFILE

## RPS – PROFILES AND FITTINGS

drawing	art. no.	description		length	packing unit	unit
	10.01.931	concave handle for hinge and	silver anodized		1	1
		folding doors				
	10.01.933		dark bronze lacquered		1	1
	10.01.935		black mat lacquered		1	1
	30.14.021	drilling template RPS	aluframe door		1	1
	30.03.015	assembly tool 20mm for RPS			1	1